

COUNTY AUDITOR

**TARRANT COUNTY FINANCIAL STATEMENTS
FOR THE MONTH OF OCTOBER 2022**



TARRANT COUNTY, TEXAS



TARRANT COUNTY
TARRANT COUNTY ADMINISTRATION BUILDING - ROOM 506
100 E. WEATHERFORD
FORT WORTH, TEXAS 76196-0103
817/884-1205
Fax 817/884-1104

S. RENEE TIDWELL, CPA
COUNTY AUDITOR
rtidwell@tarrantcounty.com

KIM BUCHANAN, CPA
FIRST ASSISTANT COUNTY AUDITOR
kmbuchanan@tarrantcounty.com

May 2, 2023

The Honorable District Judges
The Honorable Commissioners Court
Tarrant County, Texas

RE: County Auditor's October 2022 Financial Reports

I herewith submit the financial report of Tarrant County, Texas as of and for the one month ending October 31, 2022.

If you have any questions concerning this report or the financial well-being of the County, please call.

Sincerely,


S. Renée Tidwell, CPA
County Auditor

TARRANT COUNTY, TEXAS
COMBINED BALANCE SHEET
GOVERNMENTAL FUNDS
AS OF 10/31/2022

<u>COMBINED TOTAL</u>		<u>GENERAL</u>	<u>ROAD & BRIDGE</u>	<u>DEBT SERVICE</u>
ASSETS				
\$1,057,601,128.79	CASH AND INVESTMENTS	\$179,741,526.52	\$14,457,834.71	\$2,655,651.58
555,256,583.29	TAXES RECEIVABLE (NET)	512,739,608.20	1,464.29	42,515,510.80
19,827,073.08	OTHER RECEIVABLES (NET)	2,723,023.84	79,937.21	0.00
3,894,321.09	FEE OFFICE RECEIVABLE	3,894,321.09	0.00	0.00
25,028,620.81	DUE FROM OTHER FUNDS	25,028,620.81	0.00	0.00
381,576.89	ADVANCE TO ENTERPRISE FUND	0.00	0.00	0.00
<u>5,193,346.22</u>	PREPAID EXPENSES AND INVENTORY	<u>881,655.71</u>	<u>640,246.78</u>	<u>0.00</u>
<u>\$1,667,182,650.17</u>	TOTAL ASSETS	<u>\$725,008,756.17</u>	<u>\$15,179,482.99</u>	<u>\$45,171,162.38</u>
LIABILITIES				
\$22,232,736.40	ACCOUNTS PAYABLE	\$5,410,534.96	\$665,376.80	\$0.00
36,769,774.78	OTHER LIABILITIES	31,953,076.61	812,012.88	0.00
25,028,620.81	DUE TO OTHER FUNDS	0.00	0.00	0.00
<u>356,988,233.42</u>	UNEARNED REVENUE	<u>0.00</u>	<u>0.00</u>	<u>0.00</u>
441,019,365.41	TOTAL LIABILITIES	37,363,611.57	1,477,389.68	0.00
DEFERRED INFLOWS OF RESOURCES				
555,096,273.41	UNAVAILABLE REVENUE - PROPERTY TAXES	512,590,920.86	1,464.29	42,503,888.26
3,894,321.09	UNAVAILABLE REVENUE - FEE OFFICE	3,894,321.09	0.00	0.00
6,030,300.07	UNAVAILABLE REVENUE - OTHER	0.00	0.00	0.00
<u>955,804.79</u>	DEFERRED LEASE INFLOW	<u>955,804.79</u>	<u>0.00</u>	<u>0.00</u>
565,976,699.36	TOTAL DEFERRED INFLOWS OF RESOURCES	517,441,046.74	1,464.29	42,503,888.26
FUND BALANCES				
<u>660,186,585.40</u>	FUND BALANCES	<u>170,204,097.86</u>	<u>13,700,629.02</u>	<u>2,667,274.12</u>
<u>660,186,585.40</u>	TOTAL FUND BALANCES	<u>170,204,097.86</u>	<u>13,700,629.02</u>	<u>2,667,274.12</u>
<u>\$1,667,182,650.17</u>	TOTAL LIABILITIES, DEFERRED INFLOWS OF RESOURCES, AND FUND BALANCES	<u>\$725,008,756.17</u>	<u>\$15,179,482.99</u>	<u>\$45,171,162.38</u>

<u>CAPITAL PROJECTS</u>	<u>GRANT FUNDS</u>	<u>OTHER GOVERNMENTAL FUNDS</u>
\$375,981,262.86	\$371,756,048.30	\$113,008,804.82
0.00	0.00	0.00
0.00	7,832,265.15	9,191,846.88
0.00	0.00	0.00
0.00	0.00	0.00
381,576.89	0.00	0.00
0.00	3,180,841.72	490,602.01
<u>\$376,362,839.75</u>	<u>\$382,769,155.17</u>	<u>\$122,691,253.71</u>
\$7,859,007.81	\$6,862,883.74	\$1,434,933.09
0.00	2,997,685.42	1,006,999.87
0.00	23,661,729.55	1,366,891.26
0.00	356,540,154.38	448,079.04
<u>7,859,007.81</u>	<u>390,062,453.09</u>	<u>4,256,903.26</u>
0.00	0.00	0.00
0.00	0.00	0.00
0.00	0.00	6,030,300.07
0.00	0.00	0.00
<u>0.00</u>	<u>0.00</u>	<u>6,030,300.07</u>
<u>368,503,831.94</u>	<u>(7,293,297.92)</u>	<u>112,404,050.38</u>
<u>368,503,831.94</u>	<u>(7,293,297.92)</u>	<u>112,404,050.38</u>
<u>\$376,362,839.75</u>	<u>\$382,769,155.17</u>	<u>\$122,691,253.71</u>

TARRANT COUNTY, TEXAS
COMBINED STATEMENT OF REVENUES AND EXPENDITURES
AND CHANGES IN FUND BALANCE
GOVERNMENTAL FUNDS
FOR THE ONE (1) MONTH ENDED 10/31/2022

<u>COMBINED TOTAL</u>		<u>GENERAL</u>	<u>ROAD & BRIDGE</u>	<u>DEBT SERVICE</u>
	REVENUES:			
\$11,409,262.90	TAXES, LICENSES AND PERMITS	\$10,535,472.57	\$0.00	\$861,497.75
5,690,739.94	FEES OF OFFICE	3,023,080.61	1,481,100.00	0.00
205,558.26	FINES	205,558.26	0.00	0.00
18,785,439.71	INTERGOVERNMENTAL	657,301.25	30,180.02	0.00
2,773,645.95	INVESTMENT INCOME	1,428,241.74	39,508.24	5,175.19
<u>1,033,727.84</u>	MISCELLANEOUS	<u>460,282.15</u>	<u>667.14</u>	<u>0.00</u>
39,898,374.60	TOTAL REVENUES	16,309,936.58	1,551,455.40	866,672.94
	EXPENDITURES:			
	CURRENT:			
13,671,280.37	GENERAL GOVERNMENT	12,664,021.01	342,070.67	0.00
14,871,630.91	PUBLIC SAFETY	13,571,728.39	0.00	0.00
16,288,048.10	JUDICIAL	15,102,000.37	0.00	0.00
19,083,100.16	COMMUNITY SERVICES	457,277.07	0.00	0.00
4,693,190.95	TRANSPORTATION	73,780.36	4,479,520.84	0.00
761,295.47	CAPITAL/CONSTRUCTION	0.00	0.00	0.00
<u>168,978.75</u>	DEBT SERVICE	<u>41,972.25</u>	<u>0.00</u>	<u>1,250.00</u>
69,537,524.71	TOTAL EXPENDITURES	41,910,779.45	4,821,591.51	1,250.00
(29,639,150.11)	EXCESS (DEFICIT) OF REVENUES OVER EXPENDITURES	(25,600,842.87)	(3,270,136.11)	865,422.94
	OTHER FINANCING SOURCES (USES):			
10,306,809.39	OPERATING TRANSFERS IN	305,481.18	1,255,035.58	0.00
<u>(20,306,809.39)</u>	OPERATING TRANSFERS OUT	<u>(20,001,328.21)</u>	<u>(208,202.95)</u>	<u>0.00</u>
(39,639,150.11)	EXCESS (DEFICIT) OF REVENUES AND OPERATING TRANSFERS OVER EXPENDITURES	(45,296,689.90)	(2,223,303.48)	865,422.94
	FUND BALANCES:			
<u>699,825,735.51</u>	BEGINNING OF PERIOD	<u>215,500,787.76</u>	<u>15,923,932.50</u>	<u>1,801,851.18</u>
<u>\$660,186,585.40</u>	END OF PERIOD	<u>\$170,204,097.86</u>	<u>\$13,700,629.02</u>	<u>\$2,667,274.12</u>

<u>CAPITAL PROJECTS</u>	<u>GRANT FUNDS</u>	<u>OTHER GOVERNMENTAL FUNDS</u>
\$0.00	\$0.00	\$12,292.58
65,137.74	57,885.95	1,063,535.64
0.00	0.00	0.00
0.00	18,031,039.89	66,918.55
962,392.07	60,610.34	277,718.37
0.00	10,008.00	562,770.55
<u>1,027,529.81</u>	<u>18,159,544.18</u>	<u>1,983,235.69</u>
0.00	372,172.40	293,016.29
0.00	531,205.75	768,696.77
0.00	844,121.04	341,926.69
0.00	16,045,917.80	2,579,905.29
0.00	139,889.75	0.00
594,824.82	118,044.12	48,426.53
0.00	108,193.32	17,563.18
<u>594,824.82</u>	<u>18,159,544.18</u>	<u>4,049,534.75</u>
432,704.99	0.00	(2,066,299.06)
8,108,810.25	0.00	637,482.38
0.00	0.00	(97,278.23)
8,541,515.24	0.00	(1,526,094.91)
<u>359,962,316.70</u>	<u>(7,293,297.92)</u>	<u>113,930,145.29</u>
<u>\$368,503,831.94</u>	<u>(\$7,293,297.92)</u>	<u>\$112,404,050.38</u>

TARRANT COUNTY, TEXAS
STATEMENT OF NET POSITION
PROPRIETARY FUNDS
AS OF 10/31/2022

COMBINED TOTAL		ENTERPRISE	INTERNAL SERVICE
ASSETS			
\$64,361,011.19	CASH AND INVESTMENTS	\$4,519,467.59	\$59,841,543.60
5,566,032.57	OTHER RECEIVABLES (NET)	3,749,608.65	1,816,423.92
393,075.00	PREPAID EXPENSES AND INVENTORY	7,075.00	386,000.00
3,626,694.77	FIXED ASSETS (NET)	3,626,694.77	0.00
73,946,813.53	TOTAL ASSETS	11,902,846.01	62,043,967.52
DEFERRED OUTFLOWS OF RESOURCES			
110,089.00	PENSION CONTRIBUTIONS AFTER MEASUREMENT DATE	110,089.00	0.00
5,462.00	DIFFERENCE IN EXPECTED & ACTUAL PENSION EXPERIENCE	5,462.00	0.00
175,908.00	CHANGES IN PENSION ASSUMPTIONS	175,908.00	0.00
1,280.00	DIFFERENCE IN EXPECTED & ACTUAL OPEB EXPERIENCE	1,280.00	0.00
83,322.00	CHANGES IN OPEB ASSUMPTIONS	83,322.00	0.00
25,625.00	OPEB CONTRIBUTIONS AFTER MEASUREMENT DATE	25,625.00	0.00
401,686.00	TOTAL DEFERRED OUTFLOWS OF RESOURCES	401,686.00	0.00
LIABILITIES			
1,061,256.35	ACCOUNTS PAYABLE	80,046.86	981,209.49
21,695,211.99	OTHER LIABILITIES	44,894.81	21,650,317.18
381,576.89	ADVANCE FROM CAPITAL PROJECTS FUND	381,576.89	0.00
252,296.38	UNEARNED REVENUE	138,008.33	114,288.05
69,472.00	NET PENSION LIABILITY	69,472.00	0.00
692,349.00	OTHER POST EMPLOYMENT BENEFIT LIABILITY	692,349.00	0.00
117,329.13	COMPENSATED ABSENCES	117,329.13	0.00
24,269,491.74	TOTAL LIABILITIES	1,523,677.02	22,745,814.72
DEFERRED INFLOWS OF RESOURCES			
14,257.00	DIFFERENCE IN EXPECTED & ACTUAL PENSION EXPERIENCE	14,257.00	0.00
583,380.00	DIFFERENCE IN PROJECTED & ACTUAL PENSION EARNINGS	583,380.00	0.00
14,112.00	CHANGES IN PENSION ASSUMPTIONS	14,112.00	0.00
96,257.00	DIFFERENCE IN EXPECTED & ACTUAL OPEB EXPERIENCE	96,257.00	0.00
68,462.00	CHANGES IN OPEB ASSUMPTIONS	68,462.00	0.00
3,632,732.94	DEFERRED LEASE INFLOW	3,632,732.94	0.00
4,409,200.94	TOTAL DEFERRED INFLOWS OF RESOURCES	4,409,200.94	0.00
NET POSITION			
45,669,806.85	NET POSITION	6,371,654.05	39,298,152.80
\$45,669,806.85	TOTAL NET POSITION	\$6,371,654.05	\$39,298,152.80

TARRANT COUNTY, TEXAS
COMBINED STATEMENT OF REVENUES, EXPENSES
AND CHANGES IN FUND NET POSITION
PROPRIETARY FUNDS
FOR THE ONE (1) MONTH ENDED 10/31/2022

COMBINED TOTAL		ENTERPRISE	INTERNAL SERVICE
	OPERATING REVENUES:		
\$273,151.77	BUILDING RENTALS	\$273,151.77	\$0.00
1,996,059.67	USER FEES	0.00	1,996,059.67
4,858,649.14	COUNTY CONTRIBUTIONS	0.00	4,858,649.14
0.00	OTHER REVENUES	0.00	0.00
7,127,860.58	TOTAL OPERATING REVENUES	273,151.77	6,854,708.81
	OPERATING EXPENSES:		
97,905.58	PERSONNEL	97,905.58	0.00
16,223.23	BUILDING AND EQUIPMENT	15,794.92	428.31
25,038.12	DEPRECIATION AND AMORTIZATION	25,038.12	0.00
7,606,208.87	SELF INSURANCE CLAIMS	0.00	7,606,208.87
579,896.55	INSURANCE PREMIUMS	0.00	579,896.55
364,548.63	ADMINISTRATION	0.00	364,548.63
118,454.97	OTHER EXPENSES	689.97	117,765.00
8,808,275.95	TOTAL OPERATING EXPENSES	139,428.59	8,668,847.36
(1,680,415.37)	OPERATING INCOME (LOSS)	133,723.18	(1,814,138.55)
	NON-OPERATING REVENUE (EXPENSE):		
152,507.43	INTEREST INCOME	13,095.68	139,411.75
(1,527,907.94)	NET INCOME (LOSS) BEFORE TRANSFERS	146,818.86	(1,674,726.80)
	OPERATING TRANSFERS:		
10,000,000.00	OPERATING TRANSFERS IN	0.00	10,000,000.00
0.00	OPERATING TRANSFERS OUT	0.00	0.00
8,472,092.06	NET INCOME (LOSS)	146,818.86	8,325,273.20
	NET POSITION:		
37,197,714.79	BEGINNING OF PERIOD	6,224,835.19	30,972,879.60
\$45,669,806.85	END OF PERIOD	\$6,371,654.05	\$39,298,152.80

TARRANT COUNTY, TEXAS
FIDUCIARY BALANCE SHEET
AS OF 10/31/2022

<u>COMBINED TOTAL</u>		<u>STATE COMPTROLLER FUND</u>	<u>OTHER CUSTODIAL FUNDS</u>	<u>COMMUNITY SUPERVISION & CORRECTIONS</u>
ASSETS				
\$150,580,973.42	CASH AND INVESTMENTS	\$18,413,792.18	\$122,111,092.24	\$10,056,089.00
0.00	OTHER RECEIVABLES	0.00	0.00	0.00
3,419.51	FEE OFFICE RECEIVABLE	0.00	1,676.79	1,742.72
5,885.00	PREPAID EXPENSES & INVENTORY	0.00	0.00	5,885.00
0.00	RESTRICTED ASSETS	0.00	0.00	0.00
<u>\$150,590,277.93</u>	TOTAL ASSETS	<u>\$18,413,792.18</u>	<u>\$122,112,769.03</u>	<u>\$10,063,716.72</u>
LIABILITIES AND FUND BALANCE				
\$141,862,867.93	ACCOUNTS PAYABLE	\$18,413,792.18	\$122,112,769.03	\$1,336,306.72
8,727,410.00	OTHER LIABILITIES	0.00	0.00	8,727,410.00
<u>\$150,590,277.93</u>	TOTAL LIABILITIES AND FUND BALANCE	<u>\$18,413,792.18</u>	<u>\$122,112,769.03</u>	<u>\$10,063,716.72</u>

TARRANT COUNTY, TEXAS
NOTES TO COMBINED FINANCIAL STATEMENTS
FOR THE ONE (1) MONTH ENDED 10/31/2022

I. SUMMARY OF SIGNIFICANT ACCOUNTING POLICIES:

Reporting Entity

The accompanying financial statements reflect the funds and accounts of the financial reporting entity Tarrant County, Texas (the "County"), as of October 2022 and for the one month then ended. Other components of the County not included in the accompanying financial statements include, Tarrant County Hospital District, Tarrant County Mental Health and Behavioral Health Services, Tarrant County Industrial Development Corporation, Tarrant County Health Facilities Development Corporation, Tarrant County Cultural Education Facilities Finance Corporation, and Tarrant County Housing Financing Corporation. These components are technically a part of the "reporting entity" because of the budgetary oversight responsibility by the Commissioners' Court of Tarrant County. These components however are unrelated to the financial condition and results of operations of the County and have been excluded from the accompanying financial statements. Separate financial statements of these entities are available upon request.

Revenue Recognition

Revenue is generally recognized on the modified accrual basis. Under this method of accounting, revenues are recognized when susceptible to accrual, i.e., both measurable and available. The primary revenue sources susceptible to accrual are property taxes, fines and fees due to fee offices which are recognized as unavailable revenue until cash is received. Other sources are generally not measurable until received in cash.

Expenditure Recognition

Expenditures are recorded when incurred. Expenditures for principal and interest on long-term debt are recorded when due. The accrual basis of accounting is utilized in the proprietary funds. Encumbrances are not included as expenditures.

Budget Basis Reporting

The budget is prepared utilizing a modified cash basis of accounting, with adjustments for encumbrances, as allowed by state statutes. Budget basis information is presented in the accompanying "Budgetary Information" section at a summary level. Budget information at the legal level of control is available upon request.

Investment Income Allocation

To maximize investment earnings on "idle" cash and cash equivalents, a "pooled cash" concept is utilized. Under this concept nearly all deposits are maintained in the same bank account and are invested on a daily basis. Generally, interest earnings are allocated to each fund based on the funds relative percentage of the total pool.

Pension Liability

The net pension liability was actuarially valued as of December 31, 2021. The net pension liability recorded in the Resource Connection is \$69,472. The amount for the governmental funds is \$28,519,643 which is reported in the annual comprehensive financial report.

OPEB Liability

The total OPEB liability was actuarially measured as of September 30, 2021. The total OPEB liability recorded in the Resource Connection is \$692,349. The amount for the governmental funds is \$222,023,734, which is reported in the annual comprehensive financial report.

TARRANT COUNTY, TEXAS
NOTES TO COMBINED FINANCIAL STATEMENTS
FOR THE ONE (1) MONTH ENDED 10/31/2022

I. SUMMARY OF SIGNIFICANT ACCOUNTING POLICIES (CONT'D):

Compensated Absences

Accumulated unpaid vacation leave and vested sick pay have been recorded in the Enterprise Fund for the Resource Connection. An additional amount has been accrued for salary related payments associated with the payment of compensated absences. The amount of compensated absences for the remaining governmental funds is \$50,034,567, which is reported in the annual comprehensive financial report.

Deferred Outflows/Inflows of Resources

Deferred outflows of resources apply to future periods and so will not be recognized as an expense/ expenditure until then. Deferred inflows of resources apply to future periods and will be recognized as a revenue at that time.

Incurred but Not Reported

Included in the "Other Liabilities" of the Internal Service fund's Employee Benefits is \$4,500,000 of incurred but not reported medical and drug claims.

Leases

The County, as a lessee, recognizes a lease liability and an intangible right to use lease asset as well as capital outlay and other financing source. The County, as lessor, recognizes a lease receivable and a deferred inflow of resources.

II. BASIS OF PRESENTATION:

The accounts of the County are organized and operated on the basis of funds, each of which is considered a separate accounting entity. Government resources are allocated to and accounted for in individual funds based on the purpose for which they are to be spent and the means by which spending activities are controlled.

Funds are classified into three categories: Governmental, Proprietary and Fiduciary. Each category is divided into separate fund types. The following fund types are used by the County.

Governmental Funds: Used to account for all or most of a government's general activity.

General Fund – used to account for the general operations of the County.

Road and Bridge Fund – used to account for the collection and expenditure of those monies designated to be spent for acquisition, construction and maintenance of county roads and bridges.

Debt Service Fund – used to account for accumulation of resources and for the payment of general long-term debt principal, interest, and related costs.

Capital Projects Funds – used to account for financial resources to be used for the acquisition and/or construction of facilities, equipment, software and infrastructure.

Grant Funds – used to account for the activities conducted under the many grant agreements between the County and various state and federal organizations.

Other Governmental Funds – used to account for specific revenue sources which are legally restricted to expenditures for specified purposes.

**TARRANT COUNTY, TEXAS
NOTES TO COMBINED FINANCIAL STATEMENTS
FOR THE ONE (1) MONTH ENDED 10/31/2022**

II. BASIS OF PRESENTATION (CONT'D):

Proprietary Funds: Used to account for operations that are financed in a manner similar to those in the private sector, where the determination of net income is appropriate for sound financial administration.

Enterprise Fund – used to account for operations that are financed and operated in a manner similar to private enterprise where the County’s intent is to provide goods or services to the public on a continuing basis financed primarily through user charges. The County operates two enterprise funds, the Resource Connection and Oil and Gas Royalty.

Internal Service Funds – used to account for the various self-insurance activities for the County.

Fiduciary Funds: These funds account for assets held by the County in a fiduciary capacity and therefore cannot be used to support the County’s own programs.

State Comptroller Funds – used to account for monies received on behalf of, and subsequently remitted to the State Comptroller.

Other Custodial Funds – used to account for assets held in a fiduciary capacity for others and includes property taxes collected and remitted for other entities, statutory fees collected on behalf of other governments, funds held in the registry of the court, collateral for securing bail bonds, monies on account for inmate commissary purchases, and funds seized by law enforcement agencies.

Community Supervision and Corrections – used to account for the State agency funds in the County depository and restitution collected as a condition of probation payable to injured parties.

III. NEGATIVE CASH BALANCES:

The following funds have negative cash balances at the balance sheet date. This occurs when expenditures exceed revenue collection. The General Fund has advanced money to these Funds thereby, allowing for continued operation of the related programs. These advances by the General Fund have been reflected in the accompanying combined balance sheet as Due from other funds. The advances also represent a loss of investment earnings to the General Fund and are not a reimbursable item by the grantor under reimbursing grant agreements.

Most negative cash balances arise in the County's reimbursing grant programs. These programs require the payment of expenditures prior to the reimbursement by the grantor. These cash deficits have existed for years and do not create any major concerns. However, this information is helpful to the reader of the financial statements to provide a fuller understanding of the details of County operations.

	<u>FUND / GRANT</u>	<u>DEFICIT</u>
E0024	RYAN WHITE ENDING HIV EPIDEMIC	\$ 4,209.33
E0025	DHHS-RYAN WHITE TITLE IV PART D - WOMEN, INFANTS, CHILDREN	5,891.25
E0027	RYAN WHITE PART C - OUTPATIENT EIS PROGRAM	4,127.26
E0028	RYAN WHITE HIV/AIDS TREATMENT MODERNIZATION ACT PART A	129,396.79
E0031	HIV/STATE SERVICES	91,735.50
E0032	RYAN WHITE PART B	284,553.08
E0037	HIV/HOPWA	36,924.18
E0061	HOUSING OPPORTUNITIES FOR PERSONS WITH AIDS (HOPWA)	41,004.02
E0062	HOPWA - COVID - CARES - ADMINISTRATIVE AGENCY	562.00
F0025	DHHS-RYAN WHITE TITLE IV PART D - WOMEN, INFANTS, CHILDREN	27.37

**TARRANT COUNTY, TEXAS
 NOTES TO COMBINED FINANCIAL STATEMENTS
 FOR THE ONE (1) MONTH ENDED 10/31/2022**

III. NEGATIVE CASH BALANCES (CONT'D):

<u>FUND / GRANT</u>	<u>DEFICIT</u>
F0031 HIV/STATE SERVICES FOR PMC	2,590.69
F0033 SURVEILLANCE	41,144.57
F0034 INFECTIOUS DISEASE SURVEILLANCE AND EPIDEMIOLOGY - YR4	35,207.69
F0035 HIV PREVENTION	65,827.97
F0036 DSHS-ENDING THE HIV EPIDEMIC	48,048.87
F0038 STD/HIV OPER	228,053.62
F0040 TDFPS-COMMUNITY YOUTH DEVELOPMENT - FY23	21,850.67
F0042 BIOTERRORISM PREPAREDNESS - LAB	26,723.90
F0043 CPS-PREPAREDNESS/HAZARDS (BIO TERRORISM)	195,020.14
F0044 DSHS-C.R.I - CITIES READINESS INITIATIVE	23,237.72
F0045 TB/PC-TB CONTROL & PREVENTION (CLINIC)	112,566.77
F0046 TUBERCULOSIS - PREVENTION AND CONTROL	50,232.42
F0051 IMMUNIZATIONS	415,544.20
F0054 INFECTIOUS DISEASE CONTROL UNIT/FLU-LAB	3,063.60
F0058 DSHS - HEALTHY TEXAS BABIES	13,434.24
F0060 WIC CARD PARTICIPATION	1,259,348.24
F0062 DSHS-REGIONAL LOCAL SERVICE SYSTEMS/LOCAL PUBLIC HEALTH	65,879.31
F0081 DSHS-NORTH TEXAS SYNDROMIC SURVEILLANCE PROGRAM	16,084.08
F0084 DSHS-CDC COVID-19	22,386.62
F0087 USCRI - REFUGEE MEDICAL SCREENING	148,882.16
F0089 DSHS ELC/LRN COVID-19 - LAB PPP	33,779.19
F0093 NURSE FAMILY PARTNERSHIP GRANT	95,062.71
F0100 DSHS-COVID-19 VACCINATION CAPACITY ENHANCEMENT PROGRAM	370,224.17
F0102 CDC-HEALTH DISPARITIES / HIGH RISK	450,592.09
F0104 CDC-PUBLIC HEALTH CRISIS RESPONSE (PHCR) CO-AG	359,938.94
F0105 STD/HIV DISEASE INTERVENTION SPECIALISTS (STD/HIV-DIS)	73,358.28
F0110 DSHS-COVID-19 VACCINATION CAPACITY ENHANCEMENT	253,659.17
F0189 DSHS ELC/LRN COVID-19 - EPI EXPANSION	307,881.60
F0389 DSHS ELC/LRN COVID-19 - LAB EXPANSION FUNDING	12,500.00
G0012 VETERANS COURT PROGRAM - INTERIM	49,599.14
G0018 CJD-REACHING INDEPENDENCE THROUGH SELF EMPOWERMENT (RISE)	127,866.13
G0081 VAWA - PROTECTIVE ORDER UNIT - INTERIM	80,817.66
G0082 CJD-DISTRICT ATTORNEY BILINGUAL VICTIM ADVOCATE - INTERIM	4,253.68
G0084 D.I.R.E.C.T. PROGRAM - INTERIM	16,265.46
G0085 MENTAL HEALTH DIVERSION COURT PROGRAM	12,627.49
G0087 CJD-INTIMATE PARTNER-FAMILY VIOLENCE VICTIM ADVOCATES	138,292.52
G0088 CJD-TC PUBLIC EMPLOYEE TREATMENT COURT - INTERIM	15,477.55
G0094 CJD- FAMILY RECOVERY COURT	12,344.93
G0095 CJD- RECONNECTING YOUTH PROGRAM	29,982.12
H0001 SUPPORTIVE HOUSING PROGRAM	1,789,326.02
H0040 HOME INVESTMENT PARTNERSHIP ACT - AMERICAN RESCUE PLAN	20,382.93
H0080 COMMUNITY DEVELOPMENT BLOCK GRANT - COVID - CARES	464,679.14
H0081 EMERGENCY SHELTER GRANT - COVID - CARES	109,492.53
L0013 OJP-DOJ-NIJ FORENSIC BACKLOG REDUCTION GRANT	140,230.04
L0017 OJP-DOJ-BJA TARRANT COUNTY FY18 STOP SCHOOL VIOLENCE PROJECT	45,403.28
L0019 OJP-DOJ-HUMAN TRAFFICKING TASK FORCE	11,988.82

TARRANT COUNTY, TEXAS
NOTES TO COMBINED FINANCIAL STATEMENTS
FOR THE ONE (1) MONTH ENDED 10/31/2022

III. NEGATIVE CASH BALANCES (CONT'D):

	<u>FUND / GRANT</u>	<u>DEFICIT</u>
M0008	JAG-LAW ENFORCEMENT LIASON PRGM / MHMRTC	1,693.53
M0012	AG - VINE (VICITIM IDENTIFICATION AND NOTIFICATION EVERYDAY)	19,718.22
M0014	ACCESS AND VISITATION GRANT	16,450.53
M0022	AUTO THEFT TASK FORCE - FY23	744,657.79
M0040	HOMELAND SECURITY GRANT PROGRAM - FY2022	46,981.57
M0044	TXDOT COURTESY PATROL PROGRAM	1,609,764.03
M0048	BILINGUAL VICTIMS ASSISTANCE COORDINATOR - INTERIM	7,338.63
M0061	TVC-VETERAN'S TREATMENT COURT - INTERIM	25,974.49
M0072	UNITED WAY-TARRANT COUNTY VETERANS COURT DIVERSION PROGRAM	6,746.25
M0093	INTERNET CRIMES AGAINST CHILDREN (SHERIFF'S OFFICE)	13,665.74
M0095	TCEQ-TEXAS VOLKSWAGON ENVIRONMENTAL MITIGATION PGRM PCT4	544,121.60
M0097	TCEQ-TEXAS VOLKSWAGON ENVIRONMENTAL MITIGATION PGRM PCT3	800.00
M0098	TCEQ-TEXAS VOLKSWAGON ENVIRONMENTAL MITIGATION PGRM PCT3	800.00
M0101	TCEQ-TEXAS VOLKSWAGON ENVIRONMENTAL MITIGATION PGRM PCT3	99,728.00
M0102	TCEQ-TEXAS VOLKSWAGON ENVIRONMENTAL MITIGATION PGRM PCT3	58,477.60
M0104	HAVA-2020 HELP AMERICA VOTE ACT - ELECTION SECURITY	2,930.21
M0107	TCEQ-TEXAS VOLKSWAGON ENVIRONMENTAL MITIGATION PGRM PCT4	206,016.00
M0212	CTIF - WAGLEY ROBERTSON (PCT3)	93.93
M0213	CTIF - EAST PEDEN (PCT4)	336,746.58
M0214	CTIF - NEWT PATTERSON (PCT2)	465,735.11
M0216	CTIF - HARMON (PCT3)	21,435.20
M0740	HOMELAND SECURITY GRANT PROGRAM - FY2020 CYBER SECURITY	20,504.10
P0011	STATE FINANCIAL ASSISTANCE FUND (BPS) FY23	454,923.04
P0014	TJPC-STATE AID - JUVENILE SUPPLEMENTAL PAY	71,409.03
P0016	TJJD-SPECIAL NEEDS DIVERSIONARY PROGRAM - FY23	45,084.92
P0021	TJJD-COMMITMENT REDUCTION PROGRAM (CD) - FY23	60,886.00
P0026	REGIONAL DIVERSION ALTERNATIVES PROGRAM FY22 (REIMBURSEMENT)	2,965.35
P0027	TJPC-JJAEP	323,910.33
P0028	TJJD-MENTAL HEALTH SERVICES (MHS) - FY23	18,070.37
P0111	STATE FINANCIAL ASSISTANCE FUND (CP) FY23	175,501.16
P0211	STATE FINANCIAL ASSISTANCE FUND (PPA) FY23	19,924.01
R0010	SECTION 8 - EMERGENCY HOUSING VOUCHER (HAP)	79,083.04
R0011	SECTION 8 - FOSTER YOUTH TO INDEPENDENCE	27,120.74
R0013	HUD-SECTION8 FUND BALANCE	1,317,779.59
R0017	HUD-VASH - VETERANS AFFAIRS SUPPORTIVE HOUSING VOUCHERS	968,634.75
R0025	FAMILY SELF SUFFICIENCY - CY23	88,498.49
R0110	SECTION 8 - EMERGENCY HOUSING VOUCHER (Preliminary Fees)	28,760.00
R0210	SECTION 8 - EMERGENCY HOUSING VOUCHER (Service Fees)	15,917.85
W0102	FEMA COVID 2020 9/15/2020 to 12/31/2020	130,034.39
W0103	FEMA UNTHSC VACCINE ILA	7,163,263.53
	SUB-TOTAL GRANTS	<u>23,661,729.55</u>
G1100	8TH ADMIN JUDICIAL REGION	16,029.29
T3000	DA - JPS CONTRACT	7,911.26
T3100	TC EMERGENCY SERVICE DISTRICT #1	10,599.63
T7100	CONTRACT ELECTIONS	1,332,351.08
	TOTAL	<u>\$ 25,028,620.81</u>

**TARRANT COUNTY, TEXAS
NOTES TO COMBINED FINANCIAL STATEMENTS
FOR THE ONE (1) MONTH ENDED 10/31/2022**

IV. DEFICIT FUND BALANCE:

The following major governmental fund had a negative fund balance as of October 31, 2022:

Grant Funds	\$ (7,293,297.92)
-------------	-------------------

The deficit fund balance in the Grant Funds is due to COVID-19 expenditures anticipated to be eligible for FEMA reimbursement that were not awarded to the County as of October 31, 2022. The related revenue for these expenditures will be recognized at the time of the award.

V. INVESTMENTS:

All investment securities are purchased on the basis of "Delivery vs. Payment" and are held at JPMorgan Chase Bank – New York by the Safekeeping Department in a segregated account in the name of Tarrant County. "Delivery vs. Payment" means that the County's money is not released until the securities are delivered to the Safekeeping Department.

All securities held and transactions executed during the period conform to the requirements of the Government Code Section 2256, The Public Funds Investment Act, and the Tarrant County Investment Policy, as adopted by the Commissioners Court on November 23, 2021.

	Average Rate	
JPMorgan Chase Savings	3.20%	\$ 184,862,426
JPMorgan Chase Savings II	3.20%	32,678,489
JPMorgan Chase Checking	3.24%	260,558,141
Lone Star Investment Pool	3.07%	267,033,166
Texas CLASS Investment Pool	2.66%	13,524,215
TexStar Investment Pool	2.85%	149,889,402
TexPool Investment Pool	2.93%	208,884,389
TOTAL INVESTMENTS		\$ 1,117,430,228

The recorded position of the pools for Lone Star and TexPool are measured at amortized cost as these pools meet the requirements of GASB Statement No. 79. The recorded position of the pools for Texas CLASS and TexStar are measured at net asset value and are designed to approximate the share value.

TARRANT COUNTY, TEXAS
NOTES TO COMBINED FINANCIAL STATEMENTS
FOR THE ONE (1) MONTH ENDED 10/31/2022

VI. CAPITAL ASSETS:

A summary of the Governmental Funds' capital assets follows:

	Balance October 1, 2022	Additions	Disposals/ Adjustments	Balance October 31, 2022
Land and land improvements	\$ 67,142,366.95	\$ -	\$ -	\$ 67,142,366.95
Construction in progress	46,806,486.11	27,632.00	-	46,834,118.11
Software in development	29,206,600.71	8,156.23	-	29,214,756.94
Buildings and improvements	513,394,280.01	-	-	513,394,280.01
Right to use building	7,178,207.36	-	-	7,178,207.36
Furnishings and equipment	106,174,791.57	38,592.74	(248,984.67)	105,964,399.64
Software	62,665,863.19	714.72	-	62,666,577.91
Infrastructure	136,902,456.13	-	-	136,902,456.13
	<u>\$ 969,471,052.03</u>	<u>\$ 75,095.69</u>	<u>\$ (248,984.67)</u>	<u>\$ 969,297,163.05</u>

VII. SCHEDULE OF OUTSTANDING BONDED DEBT:

	AMOUNT	INTEREST RATES
2013 - Limited Tax Refunding & Improvement Bonds	\$ 5,235,000	5.00%
2015 - Limited Tax Refunding & Improvement Bonds	9,890,000	5.00%
2015A - Limited Tax Refunding & Improvement Bonds	31,040,000	1.97%
2016 - Limited Tax Refunding Bonds	40,095,000	1.48%
2017 - Limited Tax Refunding Bonds	28,740,000	2.13%
2022A - Limited Tax Refunding Bonds	28,675,000	3.10%
2022B - Limited Tax Refunding Bonds	45,780,000	3.13%
2022 - Limited Tax Bonds	214,905,000	5.00%
Total Outstanding Bonded Debt	<u>\$ 404,360,000</u>	

Arbitrage provisions of the Internal Revenue Tax Act of 1986 require the County to rebate excess arbitrage earnings from bond proceeds to the federal government. This amount was estimated to be \$0 as of September 30, 2022.

VIII. CONTINGENCIES:

The County is self-insured for workers' compensation, automobile bodily injury and property damage, comprehensive general liability and all self-insured retentions for existing policies. At October 31, 2022, \$16,431,450 has been accrued, based on an actuarial assessment, to provide for potential losses resulting from pending or threatened litigation, asserted claims and claims incurred but not reported.



**TARRANT COUNTY, TEXAS
CAPITAL PROJECT FUNDS
FUND DESCRIPTIONS**

FUND 45100 - NON-DEBT CAPITAL FUND

This fund was established to account for capital acquisitions funded from County auction proceeds, operating transfers from general fund, gas signing bonuses and gas royalties.

FUND 45400 – CAPITAL REPLACEMENT FUND

This fund was established to account for long-term planning replacement of capital assets.

FUND 45500 – COURT FACILITY FUND

This fund was established pursuant to State statutes, to account for the collection and expenditure of monies collected from filing fees for the construction, renovation, or improvement of facilities that house the courts.

FUND 47600 – 2006 BOND ELECTION FUND

This fund was established to account for the expenditure of the proceeds of General Obligation Bonds issued to fund capital acquisitions originally approved by the voters.

FUND 47700 – 2006 BOND ELECTION-TRANSPORTATION FUND

This fund was established to account for the expenditure of the proceeds of General Obligation Bonds issued to fund transportation projects originally approved by the voters.

FUND 47800 – 2021 BOND ELECTION-TRANSPORTATION FUND

This fund was established to account for the expenditure of the proceeds of General Obligation Bonds issued to fund transportation projects originally approved by the voters.

TARRANT COUNTY, TEXAS
COMBINING BALANCE SHEET
CAPITAL PROJECTS FUNDS
AS OF 10/31/2022

<u>COMBINED TOTAL</u>		<u>NON-DEBT CAPITAL</u>	<u>CAPITAL REPLACEMENT FUND</u>	<u>COURT FACILITY FUND</u>
ASSETS				
\$375,981,262.86	CASH AND INVESTMENTS	\$100,042,066.70	\$19,738,746.66	\$615,146.51
381,576.89	ADVANCE TO ENTERPRISE FUND	381,576.89	0.00	0.00
0.00	PREPAID EXPENSES & INVENTORY	0.00	0.00	0.00
<u>\$376,362,839.75</u>	TOTAL ASSETS	<u>\$100,423,643.59</u>	<u>\$19,738,746.66</u>	<u>\$615,146.51</u>
LIABILITIES AND FUND BALANCES				
LIABILITIES:				
\$7,859,007.81	ACCOUNTS PAYABLE	\$4,398,019.96	\$20,182.00	\$0.00
0.00	OTHER LIABILITIES	0.00	0.00	0.00
7,859,007.81	TOTAL LIABILITIES	4,398,019.96	20,182.00	0.00
FUND BALANCES:				
<u>368,503,831.94</u>	FUND BALANCES	<u>96,025,623.63</u>	<u>19,718,564.66</u>	<u>615,146.51</u>
<u>\$376,362,839.75</u>	TOTAL LIABILITIES AND FUND BALANCES	<u>\$100,423,643.59</u>	<u>\$19,738,746.66</u>	<u>\$615,146.51</u>

<u>2006 BOND ELECTION</u>	<u>2006 BOND ELECTION TRANSPORTATION</u>	<u>2021 BOND ELECTION TRANSPORTATION</u>
\$3,776,283.13	\$24,933,453.46	\$226,875,566.40
0.00	0.00	0.00
<u>0.00</u>	<u>0.00</u>	<u>0.00</u>
<u>\$3,776,283.13</u>	<u>\$24,933,453.46</u>	<u>\$226,875,566.40</u>


\$1,815,117.00	\$1,625,688.85	\$0.00
0.00	0.00	0.00
<u>1,815,117.00</u>	<u>1,625,688.85</u>	<u>0.00</u>

<u>1,961,166.13</u>	<u>23,307,764.61</u>	<u>226,875,566.40</u>
<u>\$3,776,283.13</u>	<u>\$24,933,453.46</u>	<u>\$226,875,566.40</u>

TARRANT COUNTY, TEXAS
COMBINING STATEMENT OF REVENUES AND EXPENDITURES
AND CHANGES IN FUND BALANCE
CAPITAL PROJECTS FUNDS
FOR THE ONE (1) MONTH ENDED 10/31/2022

<u>COMBINED TOTAL</u>		<u>NON-DEBT CAPITAL</u>	<u>CAPITAL REPLACEMENT FUND</u>	<u>COURT FACILITY FUND</u>
REVENUES:				
\$65,137.74	FEES OF OFFICE	\$0.00	\$0.00	65,137.74
962,392.07	INVESTMENT INCOME	255,868.87	44,640.42	1,486.30
<u>0.00</u>	MISCELLANEOUS	<u>0.00</u>	<u>0.00</u>	<u>0.00</u>
1,027,529.81	TOTAL REVENUES	255,868.87	44,640.42	66,624.04
EXPENDITURES:				
<u>594,824.82</u>	CAPITAL/CONSTRUCTION	<u>549,642.82</u>	<u>20,182.00</u>	<u>0.00</u>
<u>594,824.82</u>	TOTAL EXPENDITURES	<u>549,642.82</u>	<u>20,182.00</u>	<u>0.00</u>
432,704.99	EXCESS (DEFICIT) OF REVENUES OVER EXPENDITURES	(293,773.95)	24,458.42	66,624.04
OTHER FINANCING SOURCES (USES):				
<u>8,108,810.25</u>	OPERATING TRANSFERS IN	<u>3,205,374.25</u>	<u>4,903,436.00</u>	<u>0.00</u>
8,541,515.24	EXCESS (DEFICIT) OF REVENUES AND OPERATING TRANSFERS OVER EXPENDITURES	2,911,600.30	4,927,894.42	66,624.04
FUND BALANCE (DEFICIT):				
<u>359,962,316.70</u>	BEGINNING OF PERIOD	<u>93,114,023.33</u>	<u>14,790,670.24</u>	<u>548,522.47</u>
<u>\$368,503,831.94</u>	END OF PERIOD	<u>\$96,025,623.63</u>	<u>\$19,718,564.66</u>	<u>\$615,146.51</u>

<u>2006</u> <u>BOND</u> <u>ELECTION</u>	<u>2006</u> <u>BOND ELECTION</u> <u>TRANSPORTATION</u>	<u>2021</u> <u>BOND ELECTION</u> <u>TRANSPORTATION</u>
\$0.00	\$0.00	\$0.00
9,864.46	64,690.78	585,841.24
<u>0.00</u>	<u>0.00</u>	<u>0.00</u>
9,864.46	64,690.78	585,841.24
<u>25,000.00</u>	<u>0.00</u>	<u>0.00</u>
<u>25,000.00</u>	<u>0.00</u>	<u>0.00</u>
(15,135.54)	64,690.78	585,841.24
<u>0.00</u>	<u>0.00</u>	<u>0.00</u>
(15,135.54)	64,690.78	585,841.24
<u>1,976,301.67</u>	<u>23,243,073.83</u>	<u>226,289,725.16</u>
<u>\$1,961,166.13</u>	<u>\$23,307,764.61</u>	<u>\$226,875,566.40</u>



**TARRANT COUNTY, TEXAS
OTHER GOVERNMENTAL FUNDS
FUND DESCRIPTION**

FUND 24100 - LAW LIBRARY FUND

This fund was established, pursuant to State statutes, to account for the collection and expenditure of monies collected in civil cases supporting the Tarrant County Law Library.

FUND 25100 - VEHICLE INVENTORY TAX FUND

This fund was established, pursuant to State statutes, to account for any interest earnings generated from the vehicle inventory tax, which the collector shall retain to defray the cost of collecting this tax. The Tax Assessor has discretion over the use of this fund.

RECORDS PRESERVATION AND TECHNOLOGY FUNDS

These funds were established, pursuant to State statutes, to account for the collection and expenditure of monies collected for the preservation and automation of County records. These funds are further described on page 27.

FUND 24200 - EDUCATION FUND

This fund was established, pursuant to State statutes, to account for the collection and expenditure of monies collected to provide for the continuing education of those officials and employees associated with the probate courts and certain law enforcement offices.

FUND T0400 - PUBLIC HEALTH FUND

The Tarrant County Hospital District provides funding for the operation of the Tarrant County Health Department in an effort to aggregate the cost of health service to Tarrant County residents. This funding arrangement began in 1999. These costs were previously paid from the County's General fund. This fund also includes the Medicaid 1115 Waiver, this waiver is to enhance access to health care, increase the quality of care, improve the cost-effectiveness of care provided and better serve the health of the patients and their families.

FUND 22300 - CONSUMER HEALTH FUND

This fund was established, pursuant to State statutes, to account for the collection of food permit fees and expenditures incurred in connection with issuing permits and conducting inspections.

COURT DESIGNATED FUNDS

These funds were established to account for the collection and expenditures of court ordered fees, pursuant to State statutes. These funds are further described on page 33.

FUNDS (D6200, D8700-D8900) - DISTRICT ATTORNEY CONTRACTS

These funds are used to account for monies collected by the District Attorney which are used in the investigation of criminal activities. These monies consist primarily of fees for bad checks and forfeited monies resulting from narcotics related convictions.

FUNDS (S4300-S9700) – SHERIFF CONTRACTS

These funds are used to account for monies collected by activities in the Sheriff Department. These activities include fees from operation of the jail commissary which are used for the benefit of the jail inmates. Some of these funds are the custody of the Sheriff. Monies are also collected from forfeitures resulting from narcotics related activities.

FUNDS (G1100,T0500-T9900) – MISCELLANEOUS CONTRACTS

These funds are used to account for monies received by Tarrant County as contributions for specified purposes.

TARRANT COUNTY, TEXAS
COMBINING BALANCE SHEET
OTHER GOVERNMENTAL FUNDS
AS OF 10/31/2022


<u>COMBINED TOTAL</u>		<u>LAW LIBRARY</u>	<u>VEHICLE INVENTORY TAX</u>	<u>RECORDS PRESERVATION & TECHNOLOGY FUNDS</u>	<u>EDUCATION</u>
ASSETS					
\$113,008,804.82	CASH AND INVESTMENTS	\$1,372,562.70	\$2,384,287.02	\$26,800,073.19	\$300,976.90
9,191,846.88	OTHER RECEIVABLES	0.00	3,800.16	0.00	0.00
<u>490,602.01</u>	PREPAID EXPENSES AND INVENTORY	<u>208.90</u>	<u>0.00</u>	<u>5,914.29</u>	<u>673.12</u>
<u>\$122,691,253.71</u>	TOTAL ASSETS	<u>\$1,372,771.60</u>	<u>\$2,388,087.18</u>	<u>\$26,805,987.48</u>	<u>\$301,650.02</u>
LIABILITIES AND FUND BALANCES					
LIABILITIES:					
\$1,434,933.09	ACCOUNTS PAYABLE	\$1,196.42	\$0.00	\$34,991.27	\$6,815.93
1,006,999.87	OTHER LIABILITIES	17,668.20	2,565.00	99,129.91	0.00
1,366,891.26	DUE TO OTHER FUNDS	0.00	0.00	0.00	0.00
<u>448,079.04</u>	UNEARNED REVENUE	<u>0.00</u>	<u>0.00</u>	<u>0.00</u>	<u>0.00</u>
4,256,903.26	TOTAL LIABILITIES	<u>18,864.62</u>	<u>2,565.00</u>	<u>134,121.18</u>	<u>6,815.93</u>
DEFERRED INFLOWS OF RESOURCES					
<u>6,030,300.07</u>	UNAVAILABLE REVENUE - OTHER	<u>0.00</u>	<u>0.00</u>	<u>0.00</u>	<u>0.00</u>
6,030,300.07	TOTAL DEFERRED INFLOWS OF RESOURCES	0.00	0.00	0.00	0.00
FUND BALANCES:					
<u>112,404,050.38</u>	FUND BALANCES	<u>1,353,906.98</u>	<u>2,385,522.18</u>	<u>26,671,866.30</u>	<u>294,834.09</u>
<u>\$122,691,253.71</u>	TOTAL LIABILITIES AND FUND BALANCES	<u>\$1,372,771.60</u>	<u>\$2,388,087.18</u>	<u>\$26,805,987.48</u>	<u>\$301,650.02</u>

<u>PUBLIC HEALTH</u>	<u>CONSUMER HEALTH</u>	<u>COURT DESIGNATED FUNDS</u>	<u>DISTRICT ATTORNEY CONTRACTS</u>	<u>SHERIFF CONTRACTS</u>	<u>MISCELLANEOUS CONTRACTS</u>
\$49,133,646.42	\$396,938.23	\$3,576,324.72	\$1,681,526.44	\$5,876,521.22	\$21,485,947.98
6,544,776.87	0.00	0.00	0.00	78,631.50	2,564,638.35
25,335.59	0.00	0.00	0.00	205,373.87	253,096.24
<u>\$55,703,758.88</u>	<u>\$396,938.23</u>	<u>\$3,576,324.72</u>	<u>\$1,681,526.44</u>	<u>\$6,160,526.59</u>	<u>\$24,303,682.57</u>
\$206,912.27	\$886.13	\$68,418.12	\$38,006.44	\$128,548.32	\$949,158.19
519,210.26	36,558.16	27,482.60	0.00	71,245.97	233,139.77
0.00	0.00	0.00	0.00	0.00	1,366,891.26
0.00	0.00	0.00	0.00	0.00	448,079.04
726,122.53	37,444.29	95,900.72	38,006.44	199,794.29	2,997,268.26
<u>6,030,300.07</u>	<u>0.00</u>	<u>0.00</u>	<u>0.00</u>	<u>0.00</u>	<u>0.00</u>
6,030,300.07	0.00	0.00	0.00	0.00	0.00
<u>48,947,336.28</u>	<u>359,493.94</u>	<u>3,480,424.00</u>	<u>1,643,520.00</u>	<u>5,960,732.30</u>	<u>21,306,414.31</u>
<u>\$55,703,758.88</u>	<u>\$396,938.23</u>	<u>\$3,576,324.72</u>	<u>\$1,681,526.44</u>	<u>\$6,160,526.59</u>	<u>\$24,303,682.57</u>

TARRANT COUNTY, TEXAS
COMBINING STATEMENT OF REVENUES AND EXPENDITURES
AND CHANGES IN FUND BALANCE
OTHER GOVERNMENTAL FUNDS
FOR THE ONE (1) MONTH ENDED 10/31/2022

<u>COMBINED TOTAL</u>		<u>LAW LIBRARY</u>	<u>VEHICLE INVENTORY TAX</u>	<u>RECORDS PRESERVATION & TECHNOLOGY FUNDS</u>	<u>EDUCATION</u>
	REVENUES:				
\$12,292.58	TAXES & LICENSES	\$0.00	\$11,792.58	\$0.00	\$0.00
1,063,535.64	FEES OF OFFICE	118,535.31	54,824.14	425,750.95	2,431.98
66,918.55	INTERGOVERNMENTAL	0.00	0.00	0.00	0.00
277,718.37	INVESTMENT INCOME	3,476.58	5,306.13	68,844.45	0.00
562,770.55	MISCELLANEOUS	3,505.31	0.00	0.00	0.00
1,983,235.69	TOTAL REVENUES	125,517.20	71,922.85	494,595.40	2,431.98
	EXPENDITURES:				
	CURRENT:				
293,016.29	GENERAL GOVERNMENT	0.00	5,816.53	255,528.13	0.00
768,696.77	PUBLIC SAFETY	0.00	0.00	0.00	55.00
341,926.69	JUDICIAL	11,794.00	0.00	53,722.39	3,868.55
2,579,905.29	COMMUNITY SERVICES	57,937.62	0.00	0.00	0.00
48,426.53	CAPITAL/CONSTRUCTION	0.00	0.00	3,182.00	0.00
17,563.18	DEBT SERVICE	0.00	0.00	3,958.33	0.00
4,049,534.75	TOTAL EXPENDITURES	69,731.62	5,816.53	316,390.85	3,923.55
(2,066,299.06)	EXCESS (DEFICIT) OF REVENUES OVER EXPENDITURES	55,785.58	66,106.32	178,204.55	(1,491.57)
	OTHER FINANCING SOURCES (USES):				
637,482.38	OPERATING TRANSFERS IN	0.00	0.00	0.00	0.00
(97,278.23)	OPERATING TRANSFERS OUT	0.00	0.00	0.00	0.00
(1,526,094.91)	EXCESS (DEFICIT) OF REVENUES AND OPERATING TRANSFERS OVER EXPENDITURES	55,785.58	66,106.32	178,204.55	(1,491.57)
	FUND BALANCES:				
113,930,145.29	BEGINNING OF PERIOD	1,298,121.40	2,319,415.86	26,493,661.75	296,325.66
112,404,050.38	END OF PERIOD	\$1,353,906.98	\$2,385,522.18	\$26,671,866.30	\$294,834.09

<u>PUBLIC HEALTH</u>	<u>CONSUMER HEALTH</u>	<u>COURT DESIGNATED FUNDS</u>	<u>DISTRICT ATTORNEY CONTRACTS</u>	<u>SHERIFF CONTRACTS</u>	<u>MISCELLANEOUS CONTRACTS</u>
\$0.00	\$0.00	\$0.00	\$0.00	\$0.00	\$500.00
120,120.56	75,450.00	246,579.70	0.00	0.00	19,843.00
0.00	0.00	0.00	0.00	0.00	66,918.55
120,206.93	1,042.31	9,017.36	4,321.42	14,133.25	51,369.94
0.00	0.00	0.00	143,918.56	252,447.12	162,899.56
<u>240,327.49</u>	<u>76,492.31</u>	<u>255,597.06</u>	<u>148,239.98</u>	<u>266,580.37</u>	<u>301,531.05</u>
110.00	0.00	31,554.63	0.00	0.00	7.00
0.00	0.00	0.00	0.00	379,170.30	389,471.47
0.00	0.00	29,950.19	179,604.38	0.00	62,987.18
1,326,120.45	82,502.83	0.00	0.00	0.00	1,113,344.39
1,044.00	0.00	0.00	3,178.33	1,951.54	39,070.66
8,964.18	0.00	0.00	0.00	4,640.67	0.00
<u>1,336,238.63</u>	<u>82,502.83</u>	<u>61,504.82</u>	<u>182,782.71</u>	<u>385,762.51</u>	<u>1,604,880.70</u>
(1,095,911.14)	(6,010.52)	194,092.24	(34,542.73)	(119,182.14)	(1,303,349.65)
0.00	0.00	0.00	0.00	0.00	637,482.38
0.00	0.00	(97,278.23)	0.00	0.00	0.00
(1,095,911.14)	(6,010.52)	96,814.01	(34,542.73)	(119,182.14)	(665,867.27)
<u>50,043,247.42</u>	<u>365,504.46</u>	<u>3,383,609.99</u>	<u>1,678,062.73</u>	<u>6,079,914.44</u>	<u>21,972,281.58</u>
<u>\$48,947,336.28</u>	<u>\$359,493.94</u>	<u>\$3,480,424.00</u>	<u>\$1,643,520.00</u>	<u>\$5,960,732.30</u>	<u>\$21,306,414.31</u>



**TARRANT COUNTY, TEXAS
RECORDS PRESERVATION FUNDS
FUND DESCRIPTION**

FUND 21100 - RECORDS PRESERVATION & AUTOMATION FUND - FILINGS

This fund was established, pursuant to State statutes, to account for the collection and expenditure of monies collected from filing fees to allow for the preservation and automation of County records. The County Clerk has discretion over the use of this fund.

FUND 21200 - RECORDS PRESERVATION & AUTOMATION FUND - CONVICTIONS

This fund was established, pursuant to State statutes, to account for the collection and expenditure of monies collected in court for the preservation and automation of County records.

FUND 21300 - RECORDS PRESERVATION & RESTORATION FUND

This fund was established, pursuant to State statutes, to account for the collection and expenditure of monies collected from filing fees for the preservation and restoration of County records.

FUND 21400 - COURT RECORD PRESERVATION FUND

This fund was established, pursuant to State statutes, to account for the collection and expenditure of monies collected from filing fees for the preservation and restoration of County records.

FUND 21500 – DISTRICT COURT RECORDS TECHNOLOGY (ARCHIVE) FUND

This fund was established, pursuant to State statutes, to account for the collection and expenditure of monies collected from filing fees for the preservation and restoration of district court records archives.

FUND 21600 – DISTRICT CLERK RECORDS MANAGEMENT AND PRESERVATION FUND

This fund was established, pursuant to State statutes, to account for the collection and expenditure of monies collected from filing fees for the records management and preservation services by the court clerk.

TARRANT COUNTY, TEXAS
COMBINING BALANCE SHEET
RECORD PRESERVATION
AS OF 10/31/2022


<u>COMBINED TOTAL</u>		<u>RECORDS PRESERVATION & AUTOMATION -FILINGS</u>	<u>RECORDS PRESERVATION & AUTOMATION -CONVICTIONS</u>	<u>RECORDS PRESERVATION & RESTORATION</u>
ASSETS				
\$26,800,073.19	CASH AND INVESTMENTS	\$10,700,130.64	\$26,425.88	\$14,090,965.64
<u>5,914.29</u>	PREPAID EXPENSES AND INVENTORY	<u>0.00</u>	<u>0.00</u>	<u>5,914.29</u>
<u>\$26,805,987.48</u>	TOTAL ASSETS	<u>\$10,700,130.64</u>	<u>\$26,425.88</u>	<u>\$14,096,879.93</u>
LIABILITIES AND FUND BALANCES				
LIABILITIES:				
\$34,991.27	ACCOUNTS PAYABLE	\$33,369.31	\$1,621.96	\$0.00
99,129.91	OTHER LIABILITIES	42,824.49	18,866.71	14,046.44
<u>0.00</u>	DUE TO OTHER FUNDS	<u>0.00</u>	<u>0.00</u>	<u>0.00</u>
134,121.18	TOTAL LIABILITIES	76,193.80	20,488.67	14,046.44
FUND BALANCES:				
<u>26,671,866.30</u>	FUND BALANCES	<u>10,623,936.84</u>	<u>5,937.21</u>	<u>14,082,833.49</u>
<u>\$26,805,987.48</u>	TOTAL LIABILITIES AND FUND BALANCES	<u>\$10,700,130.64</u>	<u>\$26,425.88</u>	<u>\$14,096,879.93</u>

<u>COURT RECORD PRESERVATION</u>	<u>DISTRICT COURT RECORDS TECHNOLOGY (ARCHIVE)</u>	<u>DISTRICT CLERK RECORDS MANAGEMENT & PRESERVATION</u>
\$1,038,815.92	\$96,894.69	\$846,840.42
<u>0.00</u>	<u>0.00</u>	<u>0.00</u>
<u>\$1,038,815.92</u>	<u>\$96,894.69</u>	<u>\$846,840.42</u>
\$0.00	\$0.00	\$0.00
13,566.03	0.00	9,826.24
<u>0.00</u>	<u>0.00</u>	<u>0.00</u>
13,566.03	0.00	9,826.24
<u>1,025,249.89</u>	<u>96,894.69</u>	<u>837,014.18</u>
<u>\$1,038,815.92</u>	<u>\$96,894.69</u>	<u>\$846,840.42</u>

TARRANT COUNTY, TEXAS
COMBINING STATEMENT OF REVENUES AND EXPENDITURES
AND CHANGES IN FUND BALANCE
RECORDS PRESERVATION
FOR THE ONE (1) MONTH ENDED 10/31/2022

<u>COMBINED TOTAL</u>		<u>RECORDS PRESERVATION & AUTOMATION -FILINGS</u>	<u>RECORDS PRESERVATION & AUTOMATION -CONVICTIONS</u>	<u>RECORDS PRESERVATION RESTORATION</u>
	REVENUES:			
\$425,750.95	FEEES OF OFFICE	\$206,054.06	\$2,551.27	\$138,086.00
68,844.45	INVESTMENT INCOME	27,453.05	117.48	36,207.90
0.00	MISCELLANEOUS	0.00	0.00	0.00
<u>494,595.40</u>	TOTAL REVENUES	<u>233,507.11</u>	<u>2,668.75</u>	<u>174,293.90</u>
	EXPENDITURES:			
	CURRENT:			
255,528.13	GENERAL GOVERNMENT	181,147.73	39,173.36	35,207.04
53,722.39	JUDICIAL	294.00	0.00	0.00
3,182.00	CAPITAL/CONSTRUCTION	3,182.00	0.00	0.00
3,958.33	DEBT SERVICE	0.00	0.00	3,958.33
<u>316,390.85</u>	TOTAL EXPENDITURES	<u>184,623.73</u>	<u>39,173.36</u>	<u>39,165.37</u>
178,204.55	EXCESS (DEFICIT) OF REVENUES OVER EXPENDITURES	48,883.38	(36,504.61)	135,128.53
	FUND BALANCES:			
<u>26,493,661.75</u>	BEGINNING OF PERIOD	<u>10,575,053.46</u>	<u>42,441.82</u>	<u>13,947,704.96</u>
<u>\$26,671,866.30</u>	END OF PERIOD	<u>\$10,623,936.84</u>	<u>\$5,937.21</u>	<u>\$14,082,833.49</u>

<u>COURT RECORD PRESERVATION</u>	<u>DISTRICT COURT RECORDS TECHNOLOGY (ARCHIVE)</u>	<u>DISTRICT CLERK RECORDS MANAGEMENT & PRESERVATION</u>
\$1,914.00	\$1,970.90	\$75,174.72
2,719.42	247.15	2,099.45
0.00	0.00	0.00
<u>4,633.42</u>	<u>2,218.05</u>	<u>77,274.17</u>
0.00	0.00	0.00
30,071.81	0.00	23,356.58
0.00	0.00	0.00
0.00	0.00	0.00
<u>30,071.81</u>	<u>0.00</u>	<u>23,356.58</u>
(25,438.39)	2,218.05	53,917.59
<u>1,050,688.28</u>	<u>94,676.64</u>	<u>783,096.59</u>
<u>\$1,025,249.89</u>	<u>\$96,894.69</u>	<u>\$837,014.18</u>



**TARRANT COUNTY, TEXAS
COURT DESIGNATED FUNDS
FUND DESCRIPTION**

FUND 22100 - COURTHOUSE SECURITY FUND

This fund was established, pursuant to State statutes, to account for the collection of Courthouse security fees assessed in court cases. Revenue is subsequently transferred to the general fund where expenditures for Courthouse security are recorded.

FUND 22400 – JUVENILE DELINQUENCY PREVENTION FUND

This fund was established, pursuant to State statutes, to account for the collection of a fee related to graffiti court cases. The revenues in this fund are to be used to repair damages, provide educational and intervention programs, and provide rewards to the public for aiding in the apprehension and prosecution of offenders who commit graffiti offenses.

FUND 22500 - ALTERNATIVE DISPUTE RESOLUTION SYSTEM (ADRS)

This fund was established, pursuant to State statutes, to account for an alternative dispute resolution system for the peaceable and expeditious resolution of citizen disputes.

FUND 22600 – PROBATE CONTRIBUTIONS FUND

This fund was established, pursuant to State statutes, to account for the collection of a fee under Section 51.704. The revenues in this fund are to be used for court-related purposes for the support of the statutory probate courts.

FUND 24300 - APPELLATE JUDICIAL SYSTEM FUND

This fund was established, pursuant to State statutes, to account for the collection and expenditure of monies collected in civil cases to provide for a portion of the operational costs of the Court of Appeals.

FUND 22700 – JUSTICE COURT TECHNOLOGY FUND

This fund was established, pursuant to State statutes, to account for the collection and expenditure of monies to provide for technology in the justice of the peace courts.

FUND 22800 – JUSTICE COURT BUILDING SECURITY FUND

This fund was established, pursuant to State statutes, to account for the collection and expenditure of monies to provide for security in the justice court buildings.

FUND 22900 – CHILD ABUSE PREVENTION FUND

This fund was established, pursuant to State statutes, to account for the collection and expenditure of monies to provide for child abuse prevention programs.

FUND 23000 – FAMILY PROTECTION FUND

This fund was established, pursuant to State statutes, to account for the collection and expenditure of monies to provide for family protection services.

FUND 23100 – GUARDIANSHIP FUND

This fund was established, pursuant to State statutes, to account for the collection and expenditure of monies to provide compensation of a guardian ad litem, an attorney ad litem, and/or fund local guardianship programs for indigent incapacitated persons.

FUND 23200 – DRUG AND ALCOHOL COURT FUND

This fund was established, pursuant to State statutes, to account for the collection and expenditure of monies to provide for drug and alcohol court program.

FUND 23300 – COUNTY AND DISTRICT COURT TECHNOLOGY FUND

This fund was established, pursuant to State statutes, to account for the collection and expenditure of monies to provide for county and district court technology.

**TARRANT COUNTY, TEXAS
COURT DESIGNATED FUNDS
FUND DESCRIPTION**

FUND 23400 – SPECIALTY COURT FUND


This fund was established, pursuant to State statutes, to account for the collection and expenditure of monies to provide for eligible specialty court programs.

FUND 23500 – TRUANCY PREVENTION AND DIVERSION FUND

This fund was established, pursuant to State statutes, to account for the collection and expenditure of monies to provide for a juvenile case manager and implement programs to prevent or reduce juvenile referrals to the court.

FUND 23600 – LANGUAGE ACCESS FUND

This fund was established, pursuant to State statutes, to account for the collection and expenditure of monies to provide language access services for individuals appearing before the court or receiving court services.



**TARRANT COUNTY, TEXAS
COMBINING BALANCE SHEET
COURT DESIGNATED FUNDS
AS OF 10/31/2022**


<u>COMBINED TOTAL</u>		<u>COURTHOUSE SECURITY</u>	<u>JUVENILE DELINQUENCY PREVENTION</u>	<u>ADRS</u>	<u>PROBATE CONTRIBUTION FUND</u>	<u>APPELLATE JUDICIAL SYSTEM</u>	<u>JUSTICE COURT TECHNOLOGY FUND</u>
ASSETS							
\$3,576,324.72	CASH AND INVESTMENTS	\$0.00	\$2,890.67	\$1,649,512.71	\$854,861.16	\$35,596.77	\$202,862.70
<u>0.00</u>	OTHER RECEIVABLES	<u>0.00</u>	<u>0.00</u>	<u>0.00</u>	<u>0.00</u>	<u>0.00</u>	<u>0.00</u>
<u>\$3,576,324.72</u>	TOTAL ASSETS	<u>\$0.00</u>	<u>\$2,890.67</u>	<u>\$1,649,512.71</u>	<u>\$854,861.16</u>	<u>\$35,596.77</u>	<u>\$202,862.70</u>
LIABILITIES AND FUND BALANCES							
LIABILITIES:							
\$68,418.12	ACCOUNTS PAYABLE	\$0.00	\$0.00	\$875.79	\$46,078.96	\$1,664.87	\$0.00
<u>27,482.60</u>	OTHER LIABILITIES	<u>0.00</u>	<u>0.00</u>	<u>14,234.77</u>	<u>4,223.11</u>	<u>3,387.05</u>	<u>0.00</u>
95,900.72	TOTAL LIABILITIES	0.00	0.00	15,110.56	50,302.07	5,051.92	0.00
FUND BALANCES:							
<u>3,480,424.00</u>	FUND BALANCES	<u>0.00</u>	<u>2,890.67</u>	<u>1,634,402.15</u>	<u>804,559.09</u>	<u>30,544.85</u>	<u>202,862.70</u>
<u>\$3,576,324.72</u>	TOTAL LIABILITIES AND FUND BALANCES	<u>\$0.00</u>	<u>\$2,890.67</u>	<u>\$1,649,512.71</u>	<u>\$854,861.16</u>	<u>\$35,596.77</u>	<u>\$202,862.70</u>

JUSTICE COURT BLDG SECURITY FUND	CHILD ABUSE PREVENTION FUND	FAMILY PROTECTION FUND	GUARDIANSHIP FUND	DRUG & ALCOHOL COURT	COUNTY AND DISTRICT COURT TECHNOLOGY FUND	SPECIALTY COURT FUND	TRUANCY PREVENTION & DIVERSION FUND	LANGUAGE ACCESS FUND
\$0.00 0.00	\$106,626.52 0.00	\$0.00 0.00	\$134,086.12 0.00	\$158,729.59 0.00	\$208,533.26 0.00	\$113,346.53 0.00	\$83,430.82 0.00	\$25,847.87 0.00
<u>\$0.00</u>	<u>\$106,626.52</u>	<u>\$0.00</u>	<u>\$134,086.12</u>	<u>\$158,729.59</u>	<u>\$208,533.26</u>	<u>\$113,346.53</u>	<u>\$83,430.82</u>	<u>\$25,847.87</u>
\$0.00 0.00	\$0.00 0.00	\$0.00 0.00	\$0.00 0.00	\$18,411.00 0.00	\$0.00 0.00	\$1,387.50 5,637.67	\$0.00 0.00	\$0.00 0.00
0.00	0.00	0.00	0.00	18,411.00	0.00	7,025.17	0.00	0.00
0.00	106,626.52	0.00	134,086.12	140,318.59	208,533.26	106,321.36	83,430.82	25,847.87
<u>\$0.00</u>	<u>\$106,626.52</u>	<u>\$0.00</u>	<u>\$134,086.12</u>	<u>\$158,729.59</u>	<u>\$208,533.26</u>	<u>\$113,346.53</u>	<u>\$83,430.82</u>	<u>\$25,847.87</u>

TARRANT COUNTY, TEXAS
COMBINING STATEMENT OF REVENUES AND EXPENDITURES
AND CHANGES IN FUND BALANCE
COURT DESIGNATED FUNDS
FOR THE ONE (1) MONTH ENDED 10/31/2022

<u>COMBINED TOTAL</u>		<u>COURTHOUSE SECURITY</u>	<u>JUVENILE DELINQUENCY PREVENTION</u>	<u>ADRS</u>	<u>PROBATE CONTRIBUTION FUND</u>	<u>APPELLATE JUDICIAL SYSTEM</u>	<u>JUSTICE COURT TECHNOLOGY FUND</u>
	REVENUES:						
\$246,579.70	FEES OF OFFICE	\$96,531.64	\$0.00	\$77,213.47	\$0.00	\$16,317.40	\$2,465.94
0.00	INTERGOVERNMENTAL	0.00	0.00	0.00	0.00	0.00	0.00
9,017.36	INVESTMENT INCOME	0.00	7.46	4,189.40	2,120.89	89.33	533.45
0.00	MISCELLANEOUS	0.00	0.00	0.00	0.00	0.00	0.00
<u>255,597.06</u>	TOTAL REVENUES	<u>96,531.64</u>	<u>7.46</u>	<u>81,402.87</u>	<u>2,120.89</u>	<u>16,406.73</u>	<u>2,999.39</u>
	EXPENDITURES:						
	CURRENT:						
31,554.63	GENERAL GOVERNMENT	0.00	0.00	31,554.63	0.00	0.00	0.00
29,950.19	JUDICIAL	0.00	0.00	0.00	8,979.30	8,365.04	0.00
0.00	CAPITAL/CONSTRUCTION	0.00	0.00	0.00	0.00	0.00	0.00
<u>61,504.82</u>	TOTAL EXPENDITURES	<u>0.00</u>	<u>0.00</u>	<u>31,554.63</u>	<u>8,979.30</u>	<u>8,365.04</u>	<u>0.00</u>
194,092.24	EXCESS (DEFICIT) OF REVENUES OVER EXPENDITURES	96,531.64	7.46	49,848.24	(6,858.41)	8,041.69	2,999.39
	OTHER FINANCING SOURCES (USES):						
(97,278.23)	OPERATING TRANSFERS OUT	(96,531.64)	0.00	0.00	0.00	0.00	0.00
96,814.01	EXCESS (DEFICIT) OF REVENUES AND OPERATING TRANSFERS OVER EXPENDITURES	0.00	7.46	49,848.24	(6,858.41)	8,041.69	2,999.39
	FUND BALANCES:						
3,383,609.99	BEGINNING OF PERIOD	0.00	2,883.21	1,584,553.91	811,417.50	22,503.16	199,863.31
<u>\$3,480,424.00</u>	END OF PERIOD	<u>\$0.00</u>	<u>\$2,890.67</u>	<u>\$1,634,402.15</u>	<u>\$804,559.09</u>	<u>\$30,544.85</u>	<u>\$202,862.70</u>

JUSTICE COURT BLDG SECURITY FUND	CHILD ABUSE PREVENTION FUND	FAMILY PROTECTION FUND	GUARDIANSHIP FUND	DRUG & ALCOHOL COURT	COUNTY AND DISTRICT COURT TECHNOLOGY FUND	SPECIALTY COURT FUND	TRUANCY PREVENTION & DIVERSION FUND	LANGUAGE ACCESS FUND
\$746.59	\$971.30	\$0.00	\$10,407.70	\$937.85	\$2,165.34	\$10,082.87	\$2,891.73	\$25,847.87
0.00	0.00	0.00	0.00	0.00	0.00	0.00	0.00	0.00
0.00	273.88	0.00	328.96	430.71	535.48	296.10	211.70	0.00
0.00	0.00	0.00	0.00	0.00	0.00	0.00	0.00	0.00
746.59	1,245.18	0.00	10,736.66	1,368.56	2,700.82	10,378.97	3,103.43	25,847.87
0.00	0.00	0.00	0.00	0.00	0.00	0.00	0.00	0.00
0.00	0.00	0.00	0.00	0.00	0.00	12,605.85	0.00	0.00
0.00	0.00	0.00	0.00	0.00	0.00	0.00	0.00	0.00
0.00	0.00	0.00	0.00	0.00	0.00	12,605.85	0.00	0.00
746.59	1,245.18	0.00	10,736.66	1,368.56	2,700.82	(2,226.88)	3,103.43	25,847.87
(746.59)	0.00	0.00	0.00	0.00	0.00	0.00	0.00	0.00
0.00	1,245.18	0.00	10,736.66	1,368.56	2,700.82	(2,226.88)	3,103.43	25,847.87
0.00	105,381.34	0.00	123,349.46	138,950.03	205,832.44	108,548.24	80,327.39	0.00
\$0.00	\$106,626.52	\$0.00	\$134,086.12	\$140,318.59	\$208,533.26	\$106,321.36	\$83,430.82	\$25,847.87



**TARRANT COUNTY, TEXAS
ENTERPRISE FUNDS
FUND DESCRIPTIONS**

FUND 51100 – RESOURCE CONNECTION

This fund was established to account for activities of the Resource Connection.

FUND 51200 – OIL & GAS ROYALTY FUND

This fund was established to account for proceeds from the lease of County mineral rights on the Resource Connection campus.

TARRANT COUNTY, TEXAS
STATEMENT OF NET POSITION
ENTERPRISE FUNDS
AS OF 10/31/2022

<u>COMBINED TOTAL</u>		<u>RESOURCE CONNECTION</u>	<u>OIL & GAS ROYALTY</u>
ASSETS			
\$4,519,467.59	CASH AND INVESTMENTS	\$2,824,041.08	\$1,695,426.51
3,749,608.65	OTHER RECEIVABLES (NET)	3,749,608.65	0.00
7,075.00	PREPAID EXPENSES & INVENTORY	7,075.00	0.00
<u>3,626,694.77</u>	FIXED ASSETS (NET)	<u>3,128,440.68</u>	<u>498,254.09</u>
<u>11,902,846.01</u>	TOTAL ASSETS	<u>9,709,165.41</u>	<u>2,193,680.60</u>
DEFERRED OUTFLOWS OF RESOURCES			
110,089.00	PENSION CONTRIBUTIONS AFTER MEASUREMENT DATE	110,089.00	0.00
5,462.00	DIFFERENCE IN EXPECTED & ACTUAL PENSION EXPERIENCE	5,462.00	0.00
175,908.00	CHANGES IN PENSION ASSUMPTIONS	175,908.00	0.00
1,280.00	DIFFERENCE IN EXPECTED & ACTUAL OPEB EXPERIENCE	1,280.00	0.00
83,322.00	CHANGES IN OPEB ASSUMPTIONS	83,322.00	0.00
<u>25,625.00</u>	OPEB CONTRIBUTIONS AFTER MEASUREMENT DATE	<u>25,625.00</u>	<u>0.00</u>
<u>401,686.00</u>	TOTAL DEFERRED OUTFLOWS OF RESOURCES	<u>401,686.00</u>	<u>0.00</u>
LIABILITIES			
80,046.86	ACCOUNTS PAYABLE	80,046.86	0.00
44,894.81	OTHER LIABILITIES	44,894.81	0.00
381,576.89	ADVANCE FROM CAPITAL PROJECTS FUND	381,576.89	0.00
138,008.33	UNEARNED REVENUE	138,008.33	0.00
69,472.00	NET PENSION LIABILITY	69,472.00	0.00
692,349.00	OTHER POST EMPLOYMENT BENEFIT LIABILITY	692,349.00	0.00
<u>117,329.13</u>	COMPENSATED ABSENCES	<u>117,329.13</u>	<u>0.00</u>
<u>1,523,677.02</u>	TOTAL LIABILITIES	<u>1,523,677.02</u>	<u>0.00</u>
DEFERRED INFLOWS OF RESOURCES			
14,257.00	DIFFERENCE IN EXPECTED & ACTUAL PENSION EXPERIENCE	14,257.00	0.00
583,380.00	DIFFERENCE IN PROJECTED & ACTUAL PENSION EARNINGS	583,380.00	0.00
14,112.00	CHANGES IN PENSION ASSUMPTIONS	14,112.00	0.00
96,257.00	DIFFERENCE IN EXPECTED & ACTUAL OPEB EXPERIENCE	96,257.00	0.00
68,462.00	CHANGES IN OPEB ASSUMPTIONS	68,462.00	0.00
<u>3,632,732.94</u>	DEFERRED LEASE INFLOW	<u>3,632,732.94</u>	<u>0.00</u>
<u>4,409,200.94</u>	TOTAL DEFERRED INFLOWS OF RESOURCES	<u>4,409,200.94</u>	<u>0.00</u>
NET POSITION			
<u>6,371,654.05</u>	NET POSITION	<u>4,177,973.45</u>	<u>2,193,680.60</u>
<u>\$6,371,654.05</u>	TOTAL NET POSITION	<u>\$4,177,973.45</u>	<u>\$2,193,680.60</u>

TARRANT COUNTY, TEXAS
COMBINING STATEMENT OF REVENUES, EXPENSES
AND CHANGES IN FUND NET POSITION
ENTERPRISE FUNDS
FOR THE ONE (1) MONTH ENDED 10/31/2022

<u>COMBINED TOTAL</u>		<u>RESOURCE CONNECTION</u>	<u>OIL & GAS ROYALTY</u>
	OPERATING REVENUES:		
\$273,151.77	BUILDING RENTALS	\$273,151.77	\$0.00
0.00	OTHER REVENUES	0.00	0.00
<u>273,151.77</u>	TOTAL OPERATING REVENUES	<u>273,151.77</u>	<u>0.00</u>
	OPERATING EXPENSES:		
97,905.58	PERSONNEL	97,905.58	0.00
15,794.92	BUILDING AND EQUIPMENT	15,794.92	0.00
25,038.12	DEPRECIATION AND AMORTIZATION	19,198.04	5,840.08
0.00	INSURANCE PREMIUMS	0.00	0.00
689.97	OTHER EXPENSES	689.97	0.00
<u>139,428.59</u>	TOTAL OPERATING EXPENSES	<u>133,588.51</u>	<u>5,840.08</u>
133,723.18	OPERATING INCOME (LOSS)	139,563.26	(5,840.08)
	NON-OPERATING REVENUE (EXPENSE):		
<u>13,095.68</u>	INTEREST INCOME	<u>8,750.32</u>	<u>4,345.36</u>
146,818.86	NET INCOME (LOSS) BEFORE TRANSFERS	148,313.58	(1,494.72)
	OPERATING TRANSFERS:		
0.00	OPERATING TRANSFERS IN	0.00	0.00
<u>0.00</u>	OPERATING TRANSFERS OUT	<u>0.00</u>	<u>0.00</u>
146,818.86	NET INCOME (LOSS)	148,313.58	(1,494.72)
	NET POSITION:		
<u>6,224,835.19</u>	BEGINNING OF PERIOD	<u>4,029,659.87</u>	<u>2,195,175.32</u>
<u>\$6,371,654.05</u>	END OF PERIOD	<u>\$4,177,973.45</u>	<u>\$2,193,680.60</u>



**TARRANT COUNTY, TEXAS
INTERNAL SERVICE FUNDS
FUND DESCRIPTIONS**

FUND 61500 - SELF INSURANCE FUND

This fund was established to account for expenditures of bond proceeds received in fiscal year 1998 for the county self insured general liability claims.

FUND 61900 - WORKERS COMPENSATION

This fund was established to account for workers compensation claims. Prior to the establishment of fund 615, this fund was used for general liability and automobile/property damage claims.

FUND 62100 - COUNTY CLERK PROFESSIONAL LIABILITY FUND

This fund was established to account for the County Clerk's errors and omissions self insurance.

FUND 62200 - DISTRICT CLERK PROFESSIONAL LIABILITY FUND

This fund was established to account for the District Clerk's errors and omissions self insurance.

FUND 65100 - EMPLOYEE BENEFITS FUND

This fund was established to account for Tarrant County employee benefits.

TARRANT COUNTY, TEXAS
STATEMENT OF NET POSITION
INTERNAL SERVICE FUNDS
AS OF 10/31/2022


<u>COMBINED TOTAL</u>		<u>SELF INSURANCE</u>	<u>WORKERS COMPENSATION</u>	<u>COUNTY CLERK PROFESSIONAL LIABILITY</u>
ASSETS				
\$59,841,543.60	CASH AND INVESTMENTS	\$12,333,118.32	\$5,191,802.14	\$723,915.50
1,816,423.92	OTHER RECEIVABLES	3,930.26	0.00	0.00
<u>386,000.00</u>	PREPAID EXPENSES AND INVENTORY	<u>0.00</u>	<u>140,000.00</u>	<u>0.00</u>
<u>62,043,967.52</u>	TOTAL ASSETS	<u>12,337,048.58</u>	<u>5,331,802.14</u>	<u>723,915.50</u>
LIABILITIES				
981,209.49	ACCOUNTS PAYABLE	41,168.78	20,788.16	0.00
21,650,317.18	OTHER LIABILITIES	2,150,400.00	14,281,050.00	0.00
<u>114,288.05</u>	UNEARNED REVENUE	<u>0.00</u>	<u>0.00</u>	<u>0.00</u>
<u>22,745,814.72</u>	TOTAL LIABILITIES	<u>2,191,568.78</u>	<u>14,301,838.16</u>	<u>0.00</u>
NET POSITION				
<u>39,298,152.80</u>	NET POSITION	<u>10,145,479.80</u>	<u>(8,970,036.02)</u>	<u>723,915.50</u>
<u>\$39,298,152.80</u>	TOTAL NET POSITION	<u>\$10,145,479.80</u>	<u>(\$8,970,036.02)</u>	<u>\$723,915.50</u>

<u>DISTRICT CLERK PROFESSIONAL LIABILITY</u>	<u>EMPLOYEE BENEFITS</u>
\$564,433.12	\$41,028,274.52
0.00	1,812,493.66
<u>0.00</u>	<u>246,000.00</u>
<u>564,433.12</u>	<u>43,086,768.18</u>
0.00	919,252.55
0.00	5,218,867.18
<u>0.00</u>	<u>114,288.05</u>
<u>0.00</u>	<u>6,252,407.78</u>
<u>564,433.12</u>	<u>36,834,360.40</u>
<u><u>\$564,433.12</u></u>	<u><u>\$36,834,360.40</u></u>


TARRANT COUNTY, TEXAS
COMBINING STATEMENT OF REVENUES, EXPENSES
AND CHANGES IN FUND NET POSITION
INTERNAL SERVICE FUNDS
FOR THE ONE (1) MONTH ENDED 10/31/2022

<u>COMBINED TOTAL</u>		<u>SELF INSURANCE</u>	<u>WORKERS COMPENSATION</u>	<u>COUNTY CLERK PROFESSIONAL LIABILITY</u>
	OPERATING REVENUES:			
\$1,996,059.67	USER FEES	\$0.00	\$0.00	\$0.00
4,858,649.14	COUNTY CONTRIBUTIONS	0.00	277,426.85	0.00
0.00	OTHER REVENUES	0.00	0.00	0.00
<u>6,854,708.81</u>	TOTAL OPERATING REVENUES	0.00	277,426.85	0.00
	OPERATING EXPENSES:			
428.31	BUILDING AND EQUIPMENT	0.00	0.00	0.00
7,606,208.87	SELF INSURANCE CLAIMS	408,118.59	209,165.38	0.00
579,896.55	INSURANCE PREMIUMS	0.00	0.00	0.00
364,548.63	ADMINISTRATION	0.00	0.00	0.00
117,765.00	OTHER EXPENSES	345.00	890.00	0.00
<u>8,668,847.36</u>	TOTAL OPERATING EXPENSES	408,463.59	210,055.38	0.00
(1,814,138.55)	OPERATING INCOME (LOSS)	(408,463.59)	67,371.47	0.00
	NON-OPERATING REVENUE (EXPENSE):			
<u>139,411.75</u>	INTEREST INCOME	19,511.29	12,951.53	1,869.30
(1,674,726.80)	NET INCOME (LOSS) BEFORE TRANSFERS	(388,952.30)	80,323.00	1,869.30
	OPERATING TRANSFERS:			
10,000,000.00	OPERATING TRANSFERS IN	10,000,000.00	0.00	0.00
0.00	OPERATING TRANSFERS OUT	0.00	0.00	0.00
8,325,273.20	NET INCOME (LOSS)	9,611,047.70	80,323.00	1,869.30
	NET POSITION:			
<u>30,972,879.60</u>	BEGINNING OF PERIOD	534,432.10	(9,050,359.02)	722,046.20
<u>\$39,298,152.80</u>	END OF PERIOD	<u>\$10,145,479.80</u>	<u>(\$8,970,036.02)</u>	<u>\$723,915.50</u>

<u>DISTRICT CLERK PROFESSIONAL LIABILITY</u>	<u>EMPLOYEE BENEFITS</u>
\$0.00	\$1,996,059.67
0.00	4,581,222.29
<u>0.00</u>	<u>0.00</u>
0.00	6,577,281.96
0.00	428.31
0.00	6,988,924.90
0.00	579,896.55
0.00	364,548.63
<u>0.00</u>	<u>116,530.00</u>
<u>0.00</u>	<u>8,050,328.39</u>
0.00	(1,473,046.43)
<u>1,457.49</u>	<u>103,622.14</u>
1,457.49	(1,369,424.29)
0.00	0.00
<u>0.00</u>	<u>0.00</u>
1,457.49	(1,369,424.29)
<u>562,975.63</u>	<u>38,203,784.69</u>
<u>\$564,433.12</u>	<u>\$36,834,360.40</u>



TARRANT COUNTY
BUDGETARY INFORMATION



TARRANT COUNTY, TEXAS
SUMMARY BUDGET VERSUS ACTUAL (BUDGET BASIS) REVENUE AND EXPENDITURES
TAX SUPPORTED FUNDS
FOR THE ONE (1) MONTH ENDED 10/31/2022

	CURRENT MONTH ACTUAL	YTD ACTUAL	BUDGET	PERCENT	LAST YEAR PERCENT
<u>GENERAL FUND</u>					
REVENUES:					
Taxes	\$10,881,118	\$10,881,118	\$505,760,379	2.15%	2.48%
Licenses	127,090	127,090	1,300,000	9.78%	9.72%
Fees of Office	3,023,081	3,023,081	69,802,751	4.33%	5.37%
Intergovernmental	657,301	657,301	28,159,038	2.33%	1.51%
Investment Income	1,427,539	1,427,538	9,101,900	15.68%	19.60%
Other Revenues	666,270	666,271	9,065,290	7.35%	9.69%
Transfers	97,278	97,278	928,000	10.48%	9.20%
Contingent			5,000,000		
Cash Carryforward		203,509,485	186,326,912		
	<u>\$16,879,677</u>	<u>\$220,389,162</u>	<u>\$815,444,270</u>	<u>27.03%</u>	<u>29.02%</u>
EXPENDITURES:					
Personnel	\$32,271,929.75	\$32,271,930	\$423,214,331	7.63%	7.71%
Other	6,155,966	32,575,824	147,902,254	22.03%	23.85%
Transfers	20,001,328	20,001,328	127,266,150	15.72%	9.95%
Grant Match and Subsidy	20,831	26,831	5,107,932	0.53%	0.24%
Undesignated			26,962,276		
Contingent			5,000,000		
Reserves			79,991,327		
	<u>\$58,450,055</u>	<u>\$84,875,913</u>	<u>\$815,444,270</u>	<u>10.41%</u>	<u>9.71%</u>
<u>ROAD & BRIDGE FUND</u>					
REVENUES:					
Fees of Office	\$1,481,100.00	\$1,481,100	\$18,320,000	8.08%	7.54%
Intergovernmental	30,180	30,180	56,000	53.89%	82.95%
Investment Income	39,507	39,508	280,000	14.11%	13.56%
Other Revenues	668	667	212,000	0.31%	0.00%
Transfers	1,255,036	1,255,036	15,060,427	8.33%	8.33%
Cash Carryforward		12,167,246	10,615,856		
	<u>\$2,806,491</u>	<u>\$14,973,737</u>	<u>\$44,544,283</u>	<u>33.62%</u>	<u>42.25%</u>
EXPENDITURES:					
Personnel	\$1,769,800	\$1,769,800	\$23,811,911	7.43%	7.45%
Other	2,959,920	5,429,673	20,013,041	27.13%	15.38%
Grant Match and Subsidy	34,019	34,019	356,100	9.55%	0.00%
Undesignated			363,231		
	<u>\$4,763,739</u>	<u>\$7,233,492</u>	<u>\$44,544,283</u>	<u>16.24%</u>	<u>10.73%</u>
<u>DEBT SERVICE FUND</u>					
REVENUES:					
Taxes	\$896,933	\$896,933	\$42,705,537	2.10%	2.46%
Investment Income	5,175	5,175	330,354	1.57%	1.48%
Cash Carryforward		1,754,793	1,678,237		
	<u>\$902,108</u>	<u>\$2,656,901</u>	<u>\$44,714,128</u>	<u>5.94%</u>	<u>7.13%</u>
EXPENDITURES:					
Principal	\$0	\$0	\$28,240,000	0.00%	0.00%
Interest	0	0	14,964,128	0.00%	0.00%
Other Expenditures	1,250	1,250	10,000	12.50%	12.50%
Reserves			1,500,000		
	<u>\$1,250</u>	<u>\$1,250</u>	<u>\$44,714,128</u>	<u>0.00%</u>	<u>0.00%</u>

**TARRANT COUNTY, TEXAS
GENERAL FUND FEES OF OFFICE ANALYSIS
FOR THE ONE (1) MONTH ENDED 10/31/2022
(BUDGET BASIS)**

<u>FEE OFFICE</u>	<u>ACTUAL REVENUE</u>	<u>ANNUAL BUDGET</u>	<u>PERCENT COLLECTED</u>	<u>LAST YEAR PERCENT</u>
Tax Assessor/Collector	\$603,209	\$42,736,351	1.41%	1.84%
County Clerk	970,361	11,661,700	8.32%	11.58%
Sheriff	35,755	470,500	7.60%	5.51%
Constable 1	60,546	650,000	9.31%	10.83%
Constable 2	104,730	925,000	11.32%	12.84%
Constable 3	45,409	500,000	9.08%	11.86%
Constable 4	35,371	400,000	8.84%	9.41%
Constable 5	66,517	510,000	13.04%	11.57%
Constable 6	43,501	400,000	10.88%	12.97%
Constable 7	74,072	650,000	11.40%	12.30%
Constable 8	85,223	820,000	10.39%	11.73%
District Clerk	354,928	4,380,000	8.10%	8.26%
Domestic Relations	89,864	1,118,700	8.03%	9.58%
District Attorney	7,275	100,000	7.28%	11.81%
Justice of Peace 1	17,232	180,000	9.57%	8.38%
Justice of Peace 2	29,543	260,000	11.36%	10.27%
Justice of Peace 3	11,834	125,000	9.47%	8.93%
Justice of Peace 4	15,189	140,000	10.85%	9.14%
Justice of Peace 5	16,154	165,000	9.79%	8.75%
Justice of Peace 6	15,696	202,000	7.77%	10.36%
Justice of Peace 7	26,987	250,000	10.79%	7.71%
Justice of Peace 8	19,712	200,000	9.86%	9.83%
County Courts	2,086	23,000	9.07%	9.14%
Elections	195	1,500	13.00%	7.50%
Medical Examiner	253,726	2,585,000	9.82%	9.46%
Other	<u>37,966</u>	<u>349,000</u>	<u>10.88%</u>	<u>9.07%</u>
TOTAL	<u><u>\$3,023,081</u></u>	<u><u>\$69,802,751</u></u>	<u>4.33%</u>	<u>5.37%</u>
RATABLE COLLECTION PERCENTAGE			<u><u>8.33%</u></u>	

**TARRANT COUNTY, TEXAS
BUDGET REPORT
FOR THE ONE (1) MONTH ENDED 10/31/2022**

GENERAL FUND	CURRENT	ENCUMBRANCES	TOTAL	TOTAL	UNEXPENDED	% BUDGET
	MONTH	AND	EXPENDITURES			
	EXPENDITURES	COMMITMENTS	ENCUMBRANCES & COMMITMENTS	BUDGET	BUDGET	USED
County Judge	80,683.87	800.00	81,483.87	1,070,944.00	989,460.13	7.61%
County Administrator	215,556.97	4,839.60	220,396.57	3,538,145.00	3,317,748.43	6.23%
Non-Departmental	20,877,010.58	687,417.34	21,564,427.92	145,494,268.00	123,929,840.08	14.82%
Auditor	628,196.06	11,390.68	639,586.74	8,477,649.00	7,838,062.26	7.54%
Budget/Risk Management	112,564.01	1,107.50	113,671.51	1,565,789.00	1,452,117.49	7.26%
Tax Assessor / Collector	1,547,991.47	995,115.49	2,543,106.96	18,141,795.00	15,598,688.04	14.02%
Elections Administration	679,243.93	25,268.76	704,512.69	10,832,207.00	10,127,694.31	6.50%
Information Technology	2,600,591.31	4,396,759.80	6,997,351.11	54,088,131.00	47,090,779.89	12.94%
Human Resources	289,499.80	20,200.00	309,699.80	4,279,668.00	3,969,968.20	7.24%
Purchasing	249,744.00	7,803.59	257,547.59	2,855,872.00	2,598,324.41	9.02%
Facilities	400,092.62	785,933.30	1,186,025.92	6,486,495.00	5,300,469.08	18.28%
Sheriff	4,431,429.36	488,580.46	4,920,009.82	58,371,978.00	53,451,968.18	8.43%
Sheriff - Confinement	8,169,825.18	6,132,174.11	14,301,999.29	106,976,261.00	92,674,261.71	13.37%
Constable Precinct 1	120,163.01	1,013.37	121,176.38	1,540,112.00	1,418,935.62	7.87%
Constable Precinct 2	118,667.57	1,924.83	120,592.40	1,437,523.00	1,316,930.60	8.39%
Constable Precinct 3	139,412.18	126.53	139,538.71	1,749,623.00	1,610,084.29	7.98%
Constable Precinct 4	90,667.33	2,075.11	92,742.44	1,240,512.00	1,147,769.56	7.48%
Constable Precinct 5	87,408.05	1,644.68	89,052.73	1,113,876.00	1,024,823.27	7.99%
Constable Precinct 6	84,141.30	-	84,141.30	1,093,454.00	1,009,312.70	7.70%
Constable Precinct 7	126,873.08	1,750.00	128,623.08	1,597,562.00	1,468,938.92	8.05%
Constable Precinct 8	113,538.32	-	113,538.32	1,473,931.00	1,360,392.68	7.70%
Medical Examiner	1,396,037.11	491,663.66	1,887,700.77	16,043,629.00	14,155,928.23	11.77%
Fire Marshal	37,823.75	6.50	37,830.25	481,009.00	443,178.75	7.86%
Community Supervision	637,482.38	-	637,482.38	4,503,000.00	3,865,517.62	14.16%
Juvenile Services	1,658,704.67	1,478,021.73	3,136,726.40	26,203,822.00	23,067,095.60	11.97%
Buildings	940,853.37	6,581,967.88	7,522,821.25	28,356,496.00	20,833,674.75	26.53%
17TH District Court	28,493.92	55.00	28,548.92	332,576.00	304,027.08	8.58%
48TH District Court	28,153.69	21.77	28,175.46	331,304.00	303,128.54	8.50%
67TH District Court	25,690.78	-	25,690.78	327,211.00	301,520.22	7.85%
96TH District Court	25,497.93	192.50	25,690.43	328,884.00	303,193.57	7.81%
141ST District Court	25,574.17	-	25,574.17	325,320.00	299,745.83	7.86%
153RD District Court	26,775.64	-	26,775.64	340,776.00	314,000.36	7.86%
236TH District Court	26,035.78	-	26,035.78	333,171.00	307,135.22	7.81%
342ND District Court	25,370.79	-	25,370.79	328,742.00	303,371.21	7.72%
348TH District Court	24,574.85	-	24,574.85	328,617.00	304,042.15	7.48%
352ND District Court	27,063.66	-	27,063.66	326,398.00	299,334.34	8.29%
Criminal District Court 1	132,822.38	6.50	132,828.88	2,477,563.00	2,344,734.12	5.36%
Criminal District Court 2	132,629.22	-	132,629.22	2,099,330.00	1,966,700.78	6.32%
Criminal District Court 3	142,620.41	5.88	142,626.29	2,075,539.00	1,932,912.71	6.87%
Criminal District Court 4	125,620.15	-	125,620.15	2,000,119.00	1,874,498.85	6.28%
213TH District Court	123,421.61	-	123,421.61	2,483,391.00	2,359,969.39	4.97%
297TH District Court	196,929.72	4.60	196,934.32	2,055,266.00	1,858,331.68	9.58%
371ST District Court	166,059.30	47.24	166,106.54	2,465,622.00	2,299,515.46	6.74%
372ND District Court	133,503.65	-	133,503.65	2,162,696.00	2,029,192.35	6.17%
396TH District Court	132,881.21	-	132,881.21	2,719,969.00	2,587,087.79	4.89%
432ND District Court	166,988.03	-	166,988.03	2,468,685.00	2,301,696.97	6.76%
485TH District Court	92,543.31	109.98	92,653.29	2,541,279.00	2,448,625.71	3.65%
Magistrate Court	214,059.65	-	214,059.65	2,640,289.00	2,426,229.35	8.11%
231ST District Court	109,841.54	-	109,841.54	1,131,987.00	1,022,145.46	9.70%
233RD District Court	122,884.97	-	122,884.97	1,946,273.00	1,823,388.03	6.31%
322ND District Court	75,984.86	-	75,984.86	1,086,919.00	1,010,934.14	6.99%
323RD District Court	83,305.73	2,011.99	85,317.72	3,272,074.00	3,186,756.28	2.61%
324TH District Court	62,100.27	245.00	62,345.27	1,180,619.00	1,118,273.73	5.28%
325TH District Court	112,794.30	1,158.50	113,952.80	1,111,509.00	997,556.20	10.25%
360TH District Court	102,098.25	427.60	102,525.85	1,488,985.00	1,386,459.15	6.89%
Special Judges	27,181.83	-	27,181.83	283,397.00	256,215.17	9.59%
Criminal Court Administration	403,407.60	11,564.70	414,972.30	4,749,100.00	4,334,127.70	8.74%
Grand Jury	18,563.63	-	18,563.63	238,336.00	219,772.37	7.79%
Criminal Attorney Appointment	49,681.27	254.58	49,935.85	615,482.00	565,546.15	8.11%
Criminal Mental Health Court	52,213.92	14,518.80	66,732.72	959,641.00	892,908.28	6.95%
County Court at Law #1	52,918.53	205.80	53,124.33	680,510.00	627,385.67	7.81%
County Court at Law #2	52,288.09	-	52,288.09	675,022.00	622,733.91	7.75%
County Court at Law #3	42,876.12	-	42,876.12	659,506.00	616,629.88	6.50%
County Criminal Court 1	98,181.65	-	98,181.65	1,157,512.00	1,059,330.35	8.48%

TARRANT COUNTY, TEXAS
BUDGET REPORT
FOR THE ONE (1) MONTH ENDED 10/31/2022

	CURRENT MONTH EXPENDITURES	ENCUMBRANCES AND COMMITMENTS	TOTAL EXPENDITURES & COMMITMENTS	TOTAL BUDGET	UNEXPENDED BUDGET	% BUDGET USED
GENERAL FUND (cont'd)						
County Criminal Court 2	94,180.74	-	94,180.74	1,146,709.00	1,052,528.26	8.21%
County Criminal Court 3	83,208.06	-	83,208.06	1,081,475.00	998,266.94	7.69%
County Criminal Court 4	80,962.42	-	80,962.42	1,051,931.00	970,968.58	7.70%
County Criminal Court 5	77,175.07	-	77,175.07	1,338,655.00	1,261,479.93	5.77%
County Criminal Court 6	82,213.16	-	82,213.16	890,373.00	808,159.84	9.23%
County Criminal Court 7	83,657.24	-	83,657.24	934,082.00	850,424.76	8.96%
County Criminal Court 8	79,673.47	-	79,673.47	911,698.00	832,024.53	8.74%
County Criminal Court 9	76,722.64	-	76,722.64	929,555.00	852,832.36	8.25%
County Criminal Court 10	86,471.54	-	86,471.54	807,442.00	720,970.46	10.71%
Probate Court 1	160,352.37	1,000.32	161,352.69	2,599,331.00	2,437,978.31	6.21%
Probate Court 2	153,562.08	486.14	154,048.22	2,337,327.00	2,183,278.78	6.59%
Justice of the Peace Pct 1	72,356.81	5,349.92	77,706.73	1,003,755.00	926,048.27	7.74%
Justice of the Peace Pct 2	72,934.32	10,488.56	83,422.88	1,027,218.00	943,795.12	8.12%
Justice of the Peace Pct 3	73,766.86	21,288.51	95,055.37	977,481.00	882,425.63	9.72%
Justice of the Peace Pct 4	69,368.76	10,781.86	80,150.62	863,559.00	783,408.38	9.28%
Justice of the Peace Pct 5	72,908.13	11,346.06	84,254.19	892,399.00	808,144.81	9.44%
Justice of the Peace Pct 6	70,899.12	10,204.36	81,103.48	957,846.00	876,742.52	8.47%
Justice of the Peace Pct 7	76,881.53	1,784.00	78,665.53	1,073,448.00	994,782.47	7.33%
Justice of the Peace Pct 8	58,650.14	2,069.07	60,719.21	1,035,105.00	974,385.79	5.87%
Criminal District Attorney	3,720,918.47	403,053.57	4,123,972.04	49,069,037.00	44,945,064.96	8.40%
District Clerk	946,713.11	51,362.26	998,075.37	13,035,169.00	12,037,093.63	7.66%
County Clerk	981,123.74	118,760.10	1,099,883.84	14,264,181.00	13,164,297.16	7.71%
Domestic Relations	652,541.92	10,779.66	663,321.58	8,865,869.00	8,202,547.42	7.48%
Jury Services	391,472.51	347,424.00	738,896.51	2,195,641.00	1,456,744.49	33.65%
Courts / Judiciary	178,552.22	-	178,552.22	13,484,464.00	13,305,911.78	1.32%
Human Services	330,008.90	14,157.95	344,166.85	4,654,752.00	4,310,585.15	7.39%
Child Protective Services	13,974.75	2,220,376.00	2,234,350.75	2,552,876.00	318,525.25	87.52%
Public Assistance	-	101,250.00	101,250.00	1,491,994.00	1,390,744.00	6.79%
Texas AgriLife Extension	63,723.72	-	63,723.72	811,179.00	747,455.28	7.86%
Veterans Services	39,079.22	-	39,079.22	591,224.00	552,144.78	6.61%
Historical Commission	23,864.14	-	23,864.14	322,907.00	299,042.86	7.39%
Transportation	137,472.92	929,480.04	1,066,952.96	3,440,683.00	2,373,730.04	31.01%
10010-2023 General Fund - Cash Match						
Sheriff	-	-	-	88,842.00	88,842.00	0.00%
Criminal Court Administration	-	-	-	8,000.00	8,000.00	0.00%
Criminal District Attorney	-	-	-	107,255.00	107,255.00	0.00%
Historical Commission	-	-	-	39,500.00	39,500.00	0.00%
10020-2023 General Fund - Operating Subsidy						
County Administrator	1,665.95	-	1,665.95	20,000.00	18,334.05	8.33%
Juvenile Services	14,591.85	6,000.00	20,591.85	4,569,615.00	4,549,023.15	0.45%
Criminal Court Administration	-	-	-	75,000.00	75,000.00	0.00%
Criminal District Attorney	4,573.68	-	4,573.68	199,720.00	195,146.32	2.29%
SUBTOTAL	58,450,055.25	26,425,857.74	84,875,912.99	703,490,667.00	618,614,754.01	12.06%
UNDESIGNATED				26,962,276.00	26,962,276.00	
CONTINGENT				5,000,000.00	5,000,000.00	
RESERVES				79,991,327.00	79,991,327.00	
FUND TOTAL	\$ 58,450,055.25	\$ 26,425,857.74	\$ 84,875,912.99	\$ 815,444,270.00	\$ 730,568,357.01	10.41%

**TARRANT COUNTY, TEXAS
BUDGET REPORT
FOR THE ONE (1) MONTH ENDED 10/31/2022**

	<u>CURRENT MONTH EXPENDITURES</u>	<u>ENCUMBRANCES AND COMMITMENTS</u>	<u>TOTAL EXPENDITURES ENCUMBRANCES & COMMITMENTS</u>	<u>TOTAL BUDGET</u>	<u>UNEXPENDED BUDGET</u>	<u>% BUDGET USED</u>
ROAD AND BRIDGE (26100)						
Commissioner Precinct 1	496,135.28	1,075,838.18	1,571,973.46	11,595,402.00	10,023,428.54	13.56%
Commissioner Precinct 2	333,188.27	104,981.07	438,169.34	6,213,157.00	5,774,987.66	7.05%
Commissioner Precinct 3	391,861.84	81,506.42	473,368.26	5,567,926.00	5,094,557.74	8.50%
Commissioner Precinct 4	504,465.67	505,664.41	1,010,130.08	8,454,283.00	7,444,152.92	11.95%
Right of Way	2,733,578.03	-	2,733,578.03	7,061,328.00	4,327,749.97	38.71%
Transportation	209,804.97	692,082.82	901,887.79	4,239,664.00	3,337,776.21	21.27%
Road & Bridge Non-Department	60,686.00	9,680.00	70,366.00	693,192.00	622,826.00	10.15%
26110-2023 Road & Bridge Grant Match						
Transportation	34,018.81	-	34,018.81	356,100.00	322,081.19	9.55%
SUBTOTAL	<u>4,763,738.87</u>	<u>2,469,752.90</u>	<u>7,233,491.77</u>	<u>44,181,052.00</u>	<u>36,947,560.23</u>	<u>16.37%</u>
UNDESIGNATED				363,231.00	363,231.00	
FUND TOTAL	<u>\$ 4,763,738.87</u>	<u>\$ 2,469,752.90</u>	<u>\$ 7,233,491.77</u>	<u>\$ 44,544,283.00</u>	<u>\$ 37,310,791.23</u>	<u>16.24%</u>
DEBT SERVICE (32100)						
Interest and Sinking	1,250.00	-	1,250.00	43,214,128.00	43,212,878.00	0.00%
RESERVES				1,500,000.00	1,500,000.00	
FUND TOTAL	<u>\$ 1,250.00</u>	<u>\$ -</u>	<u>\$ 1,250.00</u>	<u>\$ 44,714,128.00</u>	<u>\$ 44,712,878.00</u>	<u>0.00%</u>

TARRANT COUNTY, TEXAS
SPECIAL BUDGETS
BUDGET VERSUS ACTUAL (BUDGET BASIS) REVENUE
FOR THE ONE (1) MONTH ENDED 10/31/2022

<u>FUND #</u>	<u>FUND NAME</u>	<u>ACTUAL REVENUE</u>	<u>BUDGETED REVENUE</u>	<u>PERCENT COLLECTED</u>
21100	Records Preservation/Automation-Filing	\$ 233,507	\$ 3,065,000	7.62%
21200	Records Preservation/Automation-Conviction	2,669	8,100	32.95%
21300	Records Preservation/Restoration	174,294	2,236,250	7.79%
21400	Court Record Preservation Fund	4,633	16,250	28.51%
21500	District Court Records Technology Fund	2,218	-	OVER 100%
21600	District Clerk Record Mgt & Preservation	77,274	720,500	10.73%
22100	Courthouse Security Fund	96,532	900,000	10.73%
22300	Consumer Health Fund	76,492	1,033,500	7.40%
22400	Juvenile Delinquency Prevention	7	53	14.08%
22500	Alternative Dispute Resolution	81,403	781,250	10.42%
22600	Probate Contributions Fund	2,121	94,000	2.26%
22700	Justice Court Technology Fund	2,999	33,050	9.08%
22800	Justice Court Building Security	747	8,960	8.33%
22900	Child Abuse Prevention Fund	1,245	9,750	12.77%
23100	Guardianship	10,737	121,750	8.82%
23200	Drug & Alcohol Court	1,369	1,760	77.76%
23300	County and District Court Technology Fund	2,701	34,500	7.83%
23400	Specialty Courts Fund	10,379	141,313	7.34%
23500	Truancy Prevention and Diversion Fund	3,103	31,000	10.01%
23600	Language Access	25,848	265,013	9.75%
24100	Law Library	125,517	1,277,500	9.83%
24200	Education Fund	2,432	28,000	8.69%
24300	Appellate Judicial System	16,407	160,438	10.23%
25100	Vehicle Inventory Tax	71,923	245,000	29.36%
45100	Non-Debt Capital	3,461,243	39,514,491	8.76%
45400	Capital Replacement Fund (Non-Debt)	4,948,076	59,341,232	8.34%
45500	Court Facility	66,624	658,750	10.11%
47600	2006 Bond Election - Buildings	9,864	31,500	31.32%
47700	2006 Bond Election - Transportation	64,691	175,000	36.97%
47800	2021 Bond Election - Transportation	585,841	3,500,000	16.74%
51100	Resource Connection	281,579	3,334,760	8.44%
51200	Oil & Gas Royalty Resource Connection	4,345	128,875	3.37%
61500	Self Insurance	10,019,511	10,150,000	98.71%
61900	Workers Compensation	290,378	3,382,500	8.58%
62100	County Clerk Professional Liability	1,869	12,565	14.88%
62200	District Clerk Professional Liability	1,457	9,590	15.20%
65100	Employee Group Insurance - Medical	6,680,904	85,385,996	7.82%
D8700	CDA State Forfeiture	147,966	23,625	OVER 100%
D8800	CDA Federal Forfeiture Justice Funds	273	1,575	17.36%
G1100	8TH Admin Judicial Region	10,435	139,709	7.47%
S8700	Sheriff's Inmate Commissary Fund	147,569	1,698,750	8.69%
S9300	Combined Narcotics Enforcement Team	70,706	400,000	17.68%
S9500	Sheriff Federal Forfeiture-Treasury Funds	11,834	2,100	OVER 100%
S9600	Sheriff Federal Forfeiture-Non DEA	35,918	3,763	OVER 100%
S9700	Sheriff Federal Forfeiture-Justice Funds	553	3,413	16.21%
T0400	Public Health	240,327	14,509,159	1.66%
T0500	Section 125 Forfeitures	4,183	26,250	15.93%
T0600	Children's Home Fund	184	2,260	8.13%
T0700	Bail Bond Board	500	6,500	7.69%
T0800	TDPRS - Title IVE	348	2,100	16.56%
T0900	Constable Forfeiture	56	350	15.86%
T1000	Juvenile Probation District	2,417	21,938	11.02%
T1100	Unclaimed Juvenile Restitution	30	200	14.78%
T1300	Deferred Prosecution Program	4,271	19,040	22.43%
T2000	Historical Commission	11	75	14.91%
T2100	Historical Commission Archives	46	1,110	4.15%
T2300	Cemetery Fund	107	721	14.86%

TARRANT COUNTY, TEXAS
SPECIAL BUDGETS
BUDGET VERSUS ACTUAL (BUDGET BASIS) REVENUE
FOR THE ONE (1) MONTH ENDED 10/31/2022

<u>FUND #</u>	<u>FUND NAME</u>	<u>ACTUAL REVENUE</u>	<u>BUDGETED REVENUE</u>	<u>PERCENT COLLECTED</u>
T2600	Unclaimed Electrific Coop Credits	4,899	24,500	20.00%
T2900	Fire Marshal Code	14,269	138,873	10.27%
T3000	DA - JPS Contract	56,484	677,804	8.33%
T3100	Emergency Services District #1	6,677	86,100	7.75%
T3300	CSCD Bond Supervision Unit	763,923	5,475,000	13.95%
T3400	Courts Drug Program	3,796	438	OVER 100%
T3700	Medical Examiner Conference Fund	70	438	15.91%
T4100	PMC Insured - 340B	37,297	9,310,000	0.40%
T5200	Miscellaneous Donations-Juvenile Probation	493	3,350	14.71%
T5350	Donations Emergency Management	19	128	14.83%
T5600	Miscellaneous Donations - Human Services	55	385	14.39%
T5640	Human Services - Reliant Energy	26	193	13.45%
T5642	Human Services - Cirro	3	-	OVER 100%
T5700	Miscellaneous Donations-CPS	3,598	24,438	14.72%
T5800	Miscellaneous Donations-Health Dept	988	525	OVER 100%
T5960	Miscellaneous Donations-Veteran Court Program	1,661	10,053	16.52%
T6000	Miscellaneous Donations-Family Court	438	3,000	14.61%
T6100	Miscellaneous Donations-CRCG	20,136	700	OVER 100%
T6200	Miscellaneous Donations-Peace Officers Memorial	262	1,715	15.29%
T6500	ATTF Rental Assoc Donation	1	-	OVER 100%
T7000	Sheriff's Employee Recognition and Award	4	-	OVER 100%
T8500	Opioid Epidemic Settlement	1,330	8,750	15.20%

**TARRANT COUNTY, TEXAS
BUDGET REPORT
FOR THE ONE (1) MONTH ENDED 10/31/2022**

	CURRENT MONTH EXPENDITURES	ENCUMBRANCES AND COMMITMENTS	TOTAL EXPENDITURES ENCUMBRANCES & COMMITMENTS	TOTAL BUDGET	UNEXPENDED BUDGET	% BUDGET USED
RECORDS PRESERVATION & AUTOMATION - FILINGS (21100)						
County Clerk	128,216.73	15,897.83	144,114.56	13,238,233.00	13,094,118.44	1.09%
FUND TOTAL	<u>\$ 128,216.73</u>	<u>\$ 15,897.83</u>	<u>\$ 144,114.56</u>	<u>\$ 13,238,233.00</u>	<u>\$ 13,094,118.44</u>	<u>1.09%</u>
RECORDS PRESERVATION & AUTOMATION - CONVICTIONS (21200)						
Information Technology	39,173.36	-	39,173.36	24,950.00	(14,223.36)	157.01%
FUND TOTAL	<u>\$ 39,173.36</u>	<u>\$ -</u>	<u>\$ 39,173.36</u>	<u>\$ 24,950.00</u>	<u>\$ (14,223.36)</u>	<u>157.01%</u>
RECORDS PRESERVATION & RESTORATION (21300)						
County Clerk	39,165.37	-	39,165.37	15,991,724.00	15,952,558.63	0.24%
FUND TOTAL	<u>\$ 39,165.37</u>	<u>\$ -</u>	<u>\$ 39,165.37</u>	<u>\$ 15,991,724.00</u>	<u>\$ 15,952,558.63</u>	<u>0.24%</u>
COURT RECORD PRESERVATION FUND (21400)						
Information Technology	-	-	-	624,612.00	624,612.00	0.00%
District Clerk	30,071.81	-	30,071.81	404,218.00	374,146.19	7.44%
FUND TOTAL	<u>\$ 30,071.81</u>	<u>\$ -</u>	<u>\$ 30,071.81</u>	<u>\$ 1,028,830.00</u>	<u>\$ 998,758.19</u>	<u>2.92%</u>
DISTRICT COURT RECORD TECHNOLOGY FUND (21500)						
District Clerk	-	-	-	81,740.00	81,740.00	0.00%
FUND TOTAL	<u>\$ -</u>	<u>\$ -</u>	<u>\$ -</u>	<u>\$ 81,740.00</u>	<u>\$ 81,740.00</u>	<u>0.00%</u>
DISTRICT CLERK RECORD MANAGEMENT & PRESERVATION FUND (21600)						
District Clerk	23,356.58	-	23,356.58	1,375,169.00	1,351,812.42	1.70%
FUND TOTAL	<u>\$ 23,356.58</u>	<u>\$ -</u>	<u>\$ 23,356.58</u>	<u>\$ 1,375,169.00</u>	<u>\$ 1,351,812.42</u>	<u>1.70%</u>
COURTHOUSE SECURITY FUND (22100)						
Non-Departmental	96,531.64	-	96,531.64	900,000.00	803,468.36	10.73%
FUND TOTAL	<u>\$ 96,531.64</u>	<u>\$ -</u>	<u>\$ 96,531.64</u>	<u>\$ 900,000.00</u>	<u>\$ 803,468.36</u>	<u>10.73%</u>
CONSUMER HEALTH FUND (22300)						
Public Health	82,502.83	-	82,502.83	1,281,467.00	1,198,964.17	6.44%
FUND TOTAL	<u>\$ 82,502.83</u>	<u>\$ -</u>	<u>\$ 82,502.83</u>	<u>\$ 1,281,467.00</u>	<u>\$ 1,198,964.17</u>	<u>6.44%</u>
JUVENILE DELINQUENCY PREVENTION (22400)						
Juvenile Services	-	-	-	2,921.00	2,921.00	0.00%
FUND TOTAL	<u>\$ -</u>	<u>\$ -</u>	<u>\$ -</u>	<u>\$ 2,921.00</u>	<u>\$ 2,921.00</u>	<u>0.00%</u>

**TARRANT COUNTY, TEXAS
BUDGET REPORT
FOR THE ONE (1) MONTH ENDED 10/31/2022**

	CURRENT MONTH EXPENDITURES	ENCUMBRANCES AND COMMITMENTS	TOTAL EXPENDITURES ENCUMBRANCES & COMMITMENTS	TOTAL BUDGET	UNEXPENDED BUDGET	% BUDGET USED
ADRS (22500)						
County Administrator	31,255.64	227.72	31,483.36	2,302,606.00	2,271,122.64	1.37%
FUND TOTAL	<u>\$ 31,255.64</u>	<u>\$ 227.72</u>	<u>\$ 31,483.36</u>	<u>\$ 2,302,606.00</u>	<u>\$ 2,271,122.64</u>	<u>1.37%</u>
PROBATE CONTRIBUTIONS FUND (22600)						
Probate Court 1	4,296.15	-	4,296.15	480,000.00	475,703.85	0.90%
Probate Court 2	4,683.15	-	4,683.15	400,176.00	395,492.85	1.17%
FUND TOTAL	<u>\$ 8,979.30</u>	<u>\$ -</u>	<u>\$ 8,979.30</u>	<u>\$ 880,176.00</u>	<u>\$ 871,196.70</u>	<u>1.02%</u>
JUSTICE COURT TECHNOLOGY FUND (22700)						
Information Technology	-	-	-	213,794.00	213,794.00	0.00%
FUND TOTAL	<u>\$ -</u>	<u>\$ -</u>	<u>\$ -</u>	<u>\$ 213,794.00</u>	<u>\$ 213,794.00</u>	<u>0.00%</u>
JUSTICE COURT BLDG SECURITY (22800)						
Non-Departmental	746.59	-	746.59	8,960.00	8,213.41	8.33%
FUND TOTAL	<u>\$ 746.59</u>	<u>\$ -</u>	<u>\$ 746.59</u>	<u>\$ 8,960.00</u>	<u>\$ 8,213.41</u>	<u>8.33%</u>
CHILD ABUSE PREVENTION FUND (22900)						
Non-Departmental	-	-	-	26,697.00	26,697.00	0.00%
233RD District Court	-	-	-	5,000.00	5,000.00	0.00%
Public Health	-	-	-	82,500.00	82,500.00	0.00%
FUND TOTAL	<u>\$ -</u>	<u>\$ -</u>	<u>\$ -</u>	<u>\$ 114,197.00</u>	<u>\$ 114,197.00</u>	<u>0.00%</u>
GUARDIANSHIP (23100)						
Non-Departmental	-	-	-	242,939.00	242,939.00	0.00%
FUND TOTAL	<u>\$ -</u>	<u>\$ -</u>	<u>\$ -</u>	<u>\$ 242,939.00</u>	<u>\$ 242,939.00</u>	<u>0.00%</u>
DRUG & ALCOHOL COURT (23200)						
360TH District Court	-	-	-	93,678.00	93,678.00	0.00%
Criminal Court Administration	-	-	-	5,000.00	5,000.00	0.00%
FUND TOTAL	<u>\$ -</u>	<u>\$ -</u>	<u>\$ -</u>	<u>\$ 98,678.00</u>	<u>\$ 98,678.00</u>	<u>0.00%</u>
COUNTY & DISTRICT COURT TECHNOLOGY FUND (23300)						
Information Technology	-	5,885.00	5,885.00	233,835.00	227,950.00	2.52%
FUND TOTAL	<u>\$ -</u>	<u>\$ 5,885.00</u>	<u>\$ 5,885.00</u>	<u>\$ 233,835.00</u>	<u>\$ 227,950.00</u>	<u>2.52%</u>
SPECIALTY COURTS FUND (23400)						
360TH District Court	-	-	-	25,000.00	25,000.00	0.00%
Criminal Court Administration	12,605.85	-	12,605.85	191,999.00	179,393.15	6.57%
FUND TOTAL	<u>\$ 12,605.85</u>	<u>\$ -</u>	<u>\$ 12,605.85</u>	<u>\$ 216,999.00</u>	<u>\$ 204,393.15</u>	<u>5.81%</u>

**TARRANT COUNTY, TEXAS
BUDGET REPORT
FOR THE ONE (1) MONTH ENDED 10/31/2022**

	CURRENT MONTH EXPENDITURES	ENCUMBRANCES AND COMMITMENTS	TOTAL EXPENDITURES ENCUMBRANCES & COMMITMENTS	TOTAL BUDGET	UNEXPENDED BUDGET	% BUDGET USED
TRUANCY PREVENTION AND DIVERSION FUND (23500)						
233RD District Court	-	-	-	112,238.00	112,238.00	0.00%
FUND TOTAL	<u>\$ -</u>	<u>\$ -</u>	<u>\$ -</u>	<u>\$ 112,238.00</u>	<u>\$ 112,238.00</u>	<u>0.00%</u>
LANGUAGE ACCESS FUND (23600)						
Non-Departmental	-	-	-	265,013.00	265,013.00	0.00%
FUND TOTAL	<u>\$ -</u>	<u>\$ -</u>	<u>\$ -</u>	<u>\$ 265,013.00</u>	<u>\$ 265,013.00</u>	<u>0.00%</u>
LAW LIBRARY (24100)						
Law Library	57,937.62	366,603.63	424,541.25	2,091,566.00	1,667,024.75	20.30%
Judicial Law Library	11,794.00	126,228.29	138,022.29	175,000.00	36,977.71	78.87%
FUND TOTAL	<u>\$ 69,731.62</u>	<u>\$ 492,831.92</u>	<u>\$ 562,563.54</u>	<u>\$ 2,266,566.00</u>	<u>\$ 1,704,002.46</u>	<u>24.82%</u>
EDUCATION FUND (24200)						
Sheriff	280.00	-	280.00	110,461.00	110,181.00	0.25%
Sheriff - Confinement	-	-	-	49,602.00	49,602.00	0.00%
Constable Precinct 1	340.00	-	340.00	351.00	11.00	96.87%
Constable Precinct 2	542.15	-	542.15	6,622.00	6,079.85	8.19%
Constable Precinct 3	1,966.00	-	1,966.00	2,088.00	122.00	94.16%
Constable Precinct 4	-	-	-	9,174.00	9,174.00	0.00%
Constable Precinct 5	-	-	-	6,491.00	6,491.00	0.00%
Constable Precinct 6	-	-	-	8,451.00	8,451.00	0.00%
Constable Precinct 7	395.00	-	395.00	7,944.00	7,549.00	4.97%
Constable Precinct 8	-	-	-	1,593.00	1,593.00	0.00%
Fire Marshal	-	-	-	3.00	3.00	0.00%
Probate Court 1	-	-	-	57,174.00	57,174.00	0.00%
Probate Court 2	625.40	-	625.40	51,520.00	50,894.60	1.21%
FUND TOTAL	<u>\$ 4,148.55</u>	<u>\$ -</u>	<u>\$ 4,148.55</u>	<u>\$ 311,474.00</u>	<u>\$ 307,325.45</u>	<u>1.33%</u>
APPELLATE JUDICIAL SYSTEM (24300)						
Appeals Court	8,365.04	-	8,365.04	185,438.00	177,072.96	4.51%
FUND TOTAL	<u>\$ 8,365.04</u>	<u>\$ -</u>	<u>\$ 8,365.04</u>	<u>\$ 185,438.00</u>	<u>\$ 177,072.96</u>	<u>4.51%</u>
VEHICLE INVENTORY TAX (25100)						
Tax Assessor / Collector	5,816.53	-	5,816.53	2,415,419.00	2,409,602.47	0.24%
FUND TOTAL	<u>\$ 5,816.53</u>	<u>\$ -</u>	<u>\$ 5,816.53</u>	<u>\$ 2,415,419.00</u>	<u>\$ 2,409,602.47</u>	<u>0.24%</u>
NON-DEBT CAPITAL (45100)						
County Administrator	-	-	-	15,350.00	15,350.00	0.00%
Non-Departmental	-	-	-	5,621,177.00	5,621,177.00	0.00%
Auditor	-	-	-	2,500.00	2,500.00	0.00%
Tax Assessor / Collector	-	40,746.20	40,746.20	123,700.00	82,953.80	32.94%
Elections Administration	370,978.10	19,460.46	390,438.56	2,759,024.00	2,368,585.44	14.15%
Information Technology	32,960.31	1,385,516.29	1,418,476.60	16,125,354.00	14,706,877.40	8.80%
Human Resources	-	-	-	790.00	790.00	0.00%
Purchasing	-	-	-	7,263.00	7,263.00	0.00%
Facilities	-	23,824.13	23,824.13	756,578.00	732,753.87	3.15%
Sheriff	-	264.22	264.22	1,152,933.00	1,152,668.78	0.02%
Sheriff - Confinement	4,037.34	42,303.83	46,341.17	61,370.00	15,028.83	75.51%

**TARRANT COUNTY, TEXAS
BUDGET REPORT
FOR THE ONE (1) MONTH ENDED 10/31/2022**

	CURRENT MONTH EXPENDITURES	ENCUMBRANCES AND COMMITMENTS	TOTAL EXPENDITURES ENCUMBRANCES & COMMITMENTS	TOTAL BUDGET	UNEXPENDED BUDGET	% BUDGET USED
NON-DEBT CAPITAL (45100) (cont'd)						
Constable Precinct 1	-	4,440.40	4,440.40	35,708.00	31,267.60	12.44%
Constable Precinct 2	-	-	-	42,600.00	42,600.00	0.00%
Constable Precinct 3	-	-	-	33,000.00	33,000.00	0.00%
Constable Precinct 4	-	-	-	30,080.00	30,080.00	0.00%
Constable Precinct 5	-	-	-	46,380.00	46,380.00	0.00%
Constable Precinct 6	-	-	-	50,800.00	50,800.00	0.00%
Constable Precinct 7	-	-	-	28,320.00	28,320.00	0.00%
Constable Precinct 8	-	5,029.77	5,029.77	64,570.00	59,540.23	7.79%
Medical Examiner	-	9,527.35	9,527.35	372,755.00	363,227.65	2.56%
Community Supervision	-	-	-	24,452.00	24,452.00	0.00%
Juvenile Services	333.30	25,730.93	26,064.23	92,539.00	66,474.77	28.17%
Buildings	2,519.02	1,350,865.48	1,353,384.50	74,491,338.00	73,137,953.50	1.82%
Criminal Court Administration	-	4,632.90	4,632.90	41,050.00	36,417.10	11.29%
Grand Jury	-	-	-	5,400.00	5,400.00	0.00%
Justice of the Peace Pct 1	805.50	1,876.50	2,682.00	6,024.00	3,342.00	44.52%
Justice of the Peace Pct 5	-	-	-	472.00	472.00	0.00%
Justice of the Peace Pct 6	-	974.61	974.61	1,500.00	525.39	64.97%
Justice of the Peace Pct 7	-	-	-	772.00	772.00	0.00%
Crim District Attorney	-	-	-	61,625.00	61,625.00	0.00%
District Clerk	-	-	-	8,000.00	8,000.00	0.00%
County Clerk	-	-	-	82,408.00	82,408.00	0.00%
Domestic Relations	-	9,441.64	9,441.64	11,433.00	1,991.36	82.58%
Courts / Judiciary	-	-	-	75,000.00	75,000.00	0.00%
Texas AgriLife Extension	-	-	-	290.00	290.00	0.00%
Commissioner Precinct 1	-	1,002,721.80	1,002,721.80	3,078,118.00	2,075,396.20	32.58%
Commissioner Precinct 2	-	25,924.40	25,924.40	4,159,889.00	4,133,964.60	0.62%
Commissioner Precinct 3	1,600.00	176,883.00	178,483.00	581,560.00	403,077.00	30.69%
Commissioner Precinct 4	2,023.16	369,010.92	371,034.08	2,802,953.00	2,431,918.92	13.24%
Transportation	-	353,379.61	353,379.61	912,353.00	558,973.39	38.73%
FUND TOTAL	\$ 415,256.73	\$ 4,852,554.44	\$ 5,267,811.17	\$ 113,767,428.00	\$ 108,499,616.83	4.63%
CAPITAL REPLACEMENT FUND (NON-DEBT) (45400)						
Non-Departmental	-	-	-	505,206.00	505,206.00	0.00%
Information Technology	20,182.00	442,977.00	463,159.00	19,778,429.00	19,315,270.00	2.34%
Facilities	-	-	-	37,004,788.00	37,004,788.00	0.00%
Buildings	-	-	-	9,500,000.00	9,500,000.00	0.00%
Transportation	-	310,998.60	310,998.60	6,513,175.00	6,202,176.40	4.77%
FUND TOTAL	\$ 20,182.00	\$ 753,975.60	\$ 774,157.60	\$ 73,301,598.00	\$ 72,527,440.40	1.06%
COURT FACILITY (45500)						
Facilities	-	-	-	1,164,975.00	1,164,975.00	0.00%
FUND TOTAL	\$ -	\$ -	\$ -	\$ 1,164,975.00	\$ 1,164,975.00	0.00%
2006 BOND ELECTION-BUILDINGS (47600)						
Non-Departmental	-	-	-	526,242.00	526,242.00	0.00%
Buildings	-	-	-	1,320,000.00	1,320,000.00	0.00%
FUND TOTAL	\$ -	\$ -	\$ -	\$ 1,846,242.00	\$ 1,846,242.00	0.00%
2006 BOND ELECTION-TRANSPORTATION (47700)						
Non-Departmental	-	-	-	10,000.00	10,000.00	0.00%
Transportation	-	205,452.17	205,452.17	16,104,681.00	15,899,228.83	1.28%
FUND TOTAL	\$ -	\$ 205,452.17	\$ 205,452.17	\$ 16,114,681.00	\$ 15,909,228.83	1.27%

TARRANT COUNTY, TEXAS
BUDGET REPORT
FOR THE ONE (1) MONTH ENDED 10/31/2022

	CURRENT MONTH EXPENDITURES	ENCUMBRANCES AND COMMITMENTS	TOTAL EXPENDITURES ENCUMBRANCES & COMMITMENTS	TOTAL BUDGET	UNEXPENDED BUDGET	% BUDGET USED
2021 BOND ELECTION-TRANSPORTATION (47800)						
Non-Departmental Transportation	-	-	-	3,510,000.00	3,510,000.00	0.00%
	-	-	-	225,397,531.00	225,397,531.00	0.00%
FUND TOTAL	<u>\$ -</u>	<u>\$ -</u>	<u>\$ -</u>	<u>\$ 228,907,531.00</u>	<u>\$ 228,907,531.00</u>	<u>0.00%</u>
RESOURCE CONNECTION (51100)						
Non-Departmental Resource Connection	-	-	-	1,365,782.00	1,365,782.00	0.00%
	110,503.83	355,437.52	465,941.35	4,068,978.00	3,603,036.65	11.45%
FUND TOTAL	<u>\$ 110,503.83</u>	<u>\$ 355,437.52</u>	<u>\$ 465,941.35</u>	<u>\$ 5,434,760.00</u>	<u>\$ 4,968,818.65</u>	<u>8.57%</u>
OIL & GAS ROYALTY (51200)						
Resource Connection	-	-	-	1,783,762.00	1,783,762.00	0.00%
FUND TOTAL	<u>\$ -</u>	<u>\$ -</u>	<u>\$ -</u>	<u>\$ 1,783,762.00</u>	<u>\$ 1,783,762.00</u>	<u>0.00%</u>
SELF INSURANCE (61500)						
Self Insurance	8,463.59	71,859.50	80,323.09	12,148,361.00	12,068,037.91	0.66%
FUND TOTAL	<u>\$ 8,463.59</u>	<u>\$ 71,859.50</u>	<u>\$ 80,323.09</u>	<u>\$ 12,148,361.00</u>	<u>\$ 12,068,037.91</u>	<u>0.66%</u>
WORKERS COMPENSATION/ SELF INSURANCE (61900)						
Self Insurance	210,055.38	74,110.00	284,165.38	8,997,423.00	8,713,257.62	3.16%
FUND TOTAL	<u>\$ 210,055.38</u>	<u>\$ 74,110.00</u>	<u>\$ 284,165.38</u>	<u>\$ 8,997,423.00</u>	<u>\$ 8,713,257.62</u>	<u>3.16%</u>
COUNTY CLERK PROFESSIONAL LIABILITY (62100)						
County Clerk	-	-	-	732,561.00	732,561.00	0.00%
FUND TOTAL	<u>\$ -</u>	<u>\$ -</u>	<u>\$ -</u>	<u>\$ 732,561.00</u>	<u>\$ 732,561.00</u>	<u>0.00%</u>
DISTRICT CLERK PROFESSIONAL LIABILITY (62200)						
District Clerk	-	-	-	558,483.00	558,483.00	0.00%
FUND TOTAL	<u>\$ -</u>	<u>\$ -</u>	<u>\$ -</u>	<u>\$ 558,483.00</u>	<u>\$ 558,483.00</u>	<u>0.00%</u>
EMPLOYEE GROUP INSURANCE- MEDICAL (65100)						
Non-Departmental Self Insurance	114,638.31	57,105.99	171,744.30	23,908,000.00	23,736,255.70	0.72%
	6,851,184.81	-	6,851,184.81	98,262,809.00	91,411,624.19	6.97%
FUND TOTAL	<u>\$ 6,965,823.12</u>	<u>\$ 57,105.99</u>	<u>\$ 7,022,929.11</u>	<u>\$ 122,170,809.00</u>	<u>\$ 115,147,879.89</u>	<u>5.75%</u>
AMERICAN RESCUE PLAN ACT (CARPA)						
Prepare for the Future	495,477.12	2,223,991.73	2,719,468.85	103,048,740.00	100,329,271.15	2.64%
Improve Public Health & Wellness	80,635.54	140,303.25	220,938.79	35,499,893.00	35,278,954.21	0.62%
Revitalize the Economy	-	16,000.00	16,000.00	30,888,077.00	30,872,077.00	0.05%
Strengthen the Community	80,451.75	2,622,813.38	2,703,265.13	48,841,423.00	46,138,157.87	5.53%
FUND TOTAL	<u>\$ 656,564.41</u>	<u>\$ 5,003,108.36</u>	<u>\$ 5,659,672.77</u>	<u>\$ 218,278,133.00</u>	<u>\$ 212,618,460.23</u>	<u>2.59%</u>

**TARRANT COUNTY, TEXAS
BUDGET REPORT
FOR THE ONE (1) MONTH ENDED 10/31/2022**

	CURRENT MONTH EXPENDITURES	ENCUMBRANCES AND COMMITMENTS	TOTAL EXPENDITURES ENCUMBRANCES & COMMITMENTS	TOTAL BUDGET	UNEXPENDED BUDGET	% BUDGET USED
CRIMINAL DISTRICT ATTORNEY RESTITUTION COLLECTION FEE (D6200)						
District Attorney	-	-	-	15,149.00	15,149.00	0.00%
FUND TOTAL	<u>\$ -</u>	<u>\$ -</u>	<u>\$ -</u>	<u>\$ 15,149.00</u>	<u>\$ 15,149.00</u>	<u>0.00%</u>
CRIMINAL DISTRICT ATTORNEY STATE FORFEITURE (D8700)						
Criminal District Attorney	178,806.21	5,116.75	183,922.96	1,136,996.00	953,073.04	16.18%
FUND TOTAL	<u>\$ 178,806.21</u>	<u>\$ 5,116.75</u>	<u>\$ 183,922.96</u>	<u>\$ 1,136,996.00</u>	<u>\$ 953,073.04</u>	<u>16.18%</u>
CRIMINAL DISTRICT ATTORNEY FEDERAL FORFEITURE JUSTICE FUNDS (D8800)						
Criminal District Attorney	-	-	-	94,588.00	94,588.00	0.00%
FUND TOTAL	<u>\$ -</u>	<u>\$ -</u>	<u>\$ -</u>	<u>\$ 94,588.00</u>	<u>\$ 94,588.00</u>	<u>0.00%</u>
8TH ADMIN JUDICIAL REGION (G1100)						
8TH Admin Judicial Region	10,434.92	593.40	11,028.32	139,709.00	128,680.68	7.89%
FUND TOTAL	<u>\$ 10,434.92</u>	<u>\$ 593.40</u>	<u>\$ 11,028.32</u>	<u>\$ 139,709.00</u>	<u>\$ 128,680.68</u>	<u>7.89%</u>
SHERIFF'S INMATE COMMISSARY (S8700)						
Sheriff - Confinement	257,853.37	50,611.57	308,464.94	6,195,073.00	5,886,608.06	4.98%
FUND TOTAL	<u>\$ 257,853.37</u>	<u>\$ 50,611.57</u>	<u>\$ 308,464.94</u>	<u>\$ 6,195,073.00</u>	<u>\$ 5,886,608.06</u>	<u>4.98%</u>
COMBINED NARCOTICS ENFORCEMENT TEAM (S9300)						
Sheriff	17,122.81	53,447.84	70,570.65	610,000.00	539,429.35	11.57%
FUND TOTAL	<u>\$ 17,122.81</u>	<u>\$ 53,447.84</u>	<u>\$ 70,570.65</u>	<u>\$ 610,000.00</u>	<u>\$ 539,429.35</u>	<u>11.57%</u>
SHERIFF FEDERAL FORFEITURE-TREASURY (S9500)						
Sheriff	10,609.77	52,828.35	63,438.12	111,100.00	47,661.88	57.10%
FUND TOTAL	<u>\$ 10,609.77</u>	<u>\$ 52,828.35</u>	<u>\$ 63,438.12</u>	<u>\$ 111,100.00</u>	<u>\$ 47,661.88</u>	<u>57.10%</u>
SHERIFF DRUG FORFEITURE-NON DEA (S9600)						
Sheriff	-	-	-	227,609.00	227,609.00	0.00%
FUND TOTAL	<u>\$ -</u>	<u>\$ -</u>	<u>\$ -</u>	<u>\$ 227,609.00</u>	<u>\$ 227,609.00</u>	<u>0.00%</u>
SHERIFF FEDERAL FORFEITURE-JUSTICE (S9700)						
Sheriff	238.74	-	238.74	198,206.00	197,967.26	0.12%
FUND TOTAL	<u>\$ 238.74</u>	<u>\$ -</u>	<u>\$ 238.74</u>	<u>\$ 198,206.00</u>	<u>\$ 197,967.26</u>	<u>0.12%</u>

**TARRANT COUNTY, TEXAS
BUDGET REPORT
FOR THE ONE (1) MONTH ENDED 10/31/2022**

	CURRENT MONTH EXPENDITURES	ENCUMBRANCES AND COMMITMENTS	TOTAL EXPENDITURES ENCUMBRANCES & COMMITMENTS	TOTAL BUDGET	UNEXPENDED BUDGET	% BUDGET USED
PUBLIC HEALTH (T0400)						
T0400-2023 Public Health						
Buildings	110.00	1,364.00	1,474.00	174,205.00	172,731.00	0.85%
Public Health	1,101,765.48	708,099.53	1,809,865.01	21,101,954.00	19,292,088.99	8.58%
T0410-2023 Public Health - Cash Match						
Public Health	53,038.41	-	53,038.41	700,000.00	646,961.59	7.58%
T0420-2023 Public Health-Operating Subsidy						
Public Health	4,627.93	12,300.65	16,928.58	1,533,000.00	1,516,071.42	1.10%
T0450-2023 Public Health 1115 Wavier						
Non-Departmental	-	-	-	32,557,931.00	32,557,931.00	0.00%
Public Health	152,843.07	68,855.91	221,698.98	3,608,923.00	3,387,224.02	6.14%
FUND TOTAL	<u>\$ 1,312,384.89</u>	<u>\$ 790,620.09</u>	<u>\$ 2,103,004.98</u>	<u>\$ 59,676,013.00</u>	<u>\$ 57,573,008.02</u>	<u>3.52%</u>
SECTION 125 FORFEITURES (T0500)						
Self Insurance	9,583.00	67,775.00	77,358.00	1,498,674.00	1,421,316.00	5.16%
FUND TOTAL	<u>\$ 9,583.00</u>	<u>\$ 67,775.00</u>	<u>\$ 77,358.00</u>	<u>\$ 1,498,674.00</u>	<u>\$ 1,421,316.00</u>	<u>5.16%</u>
CHILDREN'S HOME FUND (T0600)						
Juvenile Services	-	-	-	71,407.00	71,407.00	0.00%
FUND TOTAL	<u>\$ -</u>	<u>\$ -</u>	<u>\$ -</u>	<u>\$ 71,407.00</u>	<u>\$ 71,407.00</u>	<u>0.00%</u>
BAIL BOND BOARD (T0700)						
Non-Departmental	-	-	-	7,500.00	7,500.00	0.00%
FUND TOTAL	<u>\$ -</u>	<u>\$ -</u>	<u>\$ -</u>	<u>\$ 7,500.00</u>	<u>\$ 7,500.00</u>	<u>0.00%</u>
TDRPS - TITLE IVE (T0800)						
Child Protective Services	111.06	300.99	412.05	120,454.00	120,041.95	0.34%
FUND TOTAL	<u>\$ 111.06</u>	<u>\$ 300.99</u>	<u>\$ 412.05</u>	<u>\$ 120,454.00</u>	<u>\$ 120,041.95</u>	<u>0.34%</u>
CONSTABLE FORFEITURE (T0900)						
Constable Precinct 7	-	-	-	20,124.00	20,124.00	0.00%
FUND TOTAL	<u>\$ -</u>	<u>\$ -</u>	<u>\$ -</u>	<u>\$ 20,124.00</u>	<u>\$ 20,124.00</u>	<u>0.00%</u>
JUVENILE PROBATION DISTRICT (T1000)						
Juvenile Services	701.41	-	701.41	246,839.00	246,137.59	0.28%
FUND TOTAL	<u>\$ 701.41</u>	<u>\$ -</u>	<u>\$ 701.41</u>	<u>\$ 246,839.00</u>	<u>\$ 246,137.59</u>	<u>0.28%</u>
UNCLAIMED JUVENILE RESTITUTION (T1100)						
Juvenile Services	64.46	-	64.46	11,618.00	11,553.54	0.55%
FUND TOTAL	<u>\$ 64.46</u>	<u>\$ -</u>	<u>\$ 64.46</u>	<u>\$ 11,618.00</u>	<u>\$ 11,553.54</u>	<u>0.55%</u>

TARRANT COUNTY, TEXAS
BUDGET REPORT
FOR THE ONE (1) MONTH ENDED 10/31/2022

	CURRENT MONTH EXPENDITURES	ENCUMBRANCES AND COMMITMENTS	TOTAL EXPENDITURES ENCUMBRANCES & COMMITMENTS	TOTAL BUDGET	UNEXPENDED BUDGET	% BUDGET USED
DEFERRED PROSECUTION PROGRAM (T1300)						
Criminal District Attorney	-	-	-	19,040.00	19,040.00	0.00%
FUND TOTAL	<u>\$ -</u>	<u>\$ -</u>	<u>\$ -</u>	<u>\$ 19,040.00</u>	<u>\$ 19,040.00</u>	<u>0.00%</u>
HISTORICAL COMMISSION (T2000)						
Historical Commission	-	-	-	4,382.00	4,382.00	0.00%
FUND TOTAL	<u>\$ -</u>	<u>\$ -</u>	<u>\$ -</u>	<u>\$ 4,382.00</u>	<u>\$ 4,382.00</u>	<u>0.00%</u>
HISTORICAL COMMISSION ARCHIVES (T2100)						
Historical Commission	-	-	-	18,858.00	18,858.00	0.00%
FUND TOTAL	<u>\$ -</u>	<u>\$ -</u>	<u>\$ -</u>	<u>\$ 18,858.00</u>	<u>\$ 18,858.00</u>	<u>0.00%</u>
CEMETERY FUND (T2300)						
Historical Commission	-	-	-	42,010.00	42,010.00	0.00%
FUND TOTAL	<u>\$ -</u>	<u>\$ -</u>	<u>\$ -</u>	<u>\$ 42,010.00</u>	<u>\$ 42,010.00</u>	<u>0.00%</u>
UNCLAIMED ELECTRIC COOP CREDITS (T2600)						
Non-Departmental	-	-	-	1,916,692.00	1,916,692.00	0.00%
FUND TOTAL	<u>\$ -</u>	<u>\$ -</u>	<u>\$ -</u>	<u>\$ 1,916,692.00</u>	<u>\$ 1,916,692.00</u>	<u>0.00%</u>
FIRE MARSHAL CODE (T2900)						
Fire Marshal	1,155.49	-	1,155.49	646,189.00	645,033.51	0.18%
FUND TOTAL	<u>\$ 1,155.49</u>	<u>\$ -</u>	<u>\$ 1,155.49</u>	<u>\$ 646,189.00</u>	<u>\$ 645,033.51</u>	<u>0.18%</u>
DISTRICT ATTORNEY JPS CONTRACT (T3000)						
Criminal District Attorney	50,342.57	-	50,342.57	677,804.00	627,461.43	7.43%
FUND TOTAL	<u>\$ 50,342.57</u>	<u>\$ -</u>	<u>\$ 50,342.57</u>	<u>\$ 677,804.00</u>	<u>\$ 627,461.43</u>	<u>7.43%</u>
EMERGENCY SERVICES DISTRICT (T3100)						
Fire Marshal	6,679.68	-	6,679.68	86,100.00	79,420.32	7.76%
FUND TOTAL	<u>\$ 6,679.68</u>	<u>\$ -</u>	<u>\$ 6,679.68</u>	<u>\$ 86,100.00</u>	<u>\$ 79,420.32</u>	<u>7.76%</u>
CSCD BOND SUPERVISION UNIT (T3300)						
Community Supervision	381,464.42	340,035.76	721,500.18	5,475,000.00	4,753,499.82	13.18%
FUND TOTAL	<u>\$ 381,464.42</u>	<u>\$ 340,035.76</u>	<u>\$ 721,500.18</u>	<u>\$ 5,475,000.00</u>	<u>\$ 4,753,499.82</u>	<u>13.18%</u>
CRIMINAL COURTS DRUG PROGRAM (T3400)						
Criminal Court Administration	-	-	-	24,384.00	24,384.00	0.00%
FUND TOTAL	<u>\$ -</u>	<u>\$ -</u>	<u>\$ -</u>	<u>\$ 24,384.00</u>	<u>\$ 24,384.00</u>	<u>0.00%</u>

**TARRANT COUNTY, TEXAS
BUDGET REPORT
FOR THE ONE (1) MONTH ENDED 10/31/2022**

	CURRENT MONTH EXPENDITURES	ENCUMBRANCES AND COMMITMENTS	TOTAL EXPENDITURES ENCUMBRANCES & COMMITMENTS	TOTAL BUDGET	UNEXPENDED BUDGET	% BUDGET USED
MEDICAL EXAMINER CONFERENCE (T3700)						
Medical Examiner	-	-	-	26,274.00	26,274.00	0.00%
FUND TOTAL	<u>\$ -</u>	<u>\$ -</u>	<u>\$ -</u>	<u>\$ 26,274.00</u>	<u>\$ 26,274.00</u>	<u>0.00%</u>
PMC INSURED - 340B (T4100)						
Public Health	748,023.05	672,281.76	1,420,304.81	22,074,353.00	20,654,048.19	6.43%
FUND TOTAL	<u>\$ 748,023.05</u>	<u>\$ 672,281.76</u>	<u>\$ 1,420,304.81</u>	<u>\$ 22,074,353.00</u>	<u>\$ 20,654,048.19</u>	<u>6.43%</u>
MISCELLANEOUS DONATIONS - JUVENILE PROBATION (T5200)						
Juvenile Services	506.09	64.95	571.04	22,677.00	22,105.96	2.52%
FUND TOTAL	<u>\$ 506.09</u>	<u>\$ 64.95</u>	<u>\$ 571.04</u>	<u>\$ 22,677.00</u>	<u>\$ 22,105.96</u>	<u>2.52%</u>
DONATIONS EMERGENCY MANAGEMENT (T5350)						
County Administrator	-	-	-	7,440.00	7,440.00	0.00%
FUND TOTAL	<u>\$ -</u>	<u>\$ -</u>	<u>\$ -</u>	<u>\$ 7,440.00</u>	<u>\$ 7,440.00</u>	<u>0.00%</u>
MISCELLANEOUS DONATIONS - HUMAN SERVICES (T5600)						
Human Services	4,651.13	-	4,651.13	24,819.00	20,167.87	18.74%
FUND TOTAL	<u>\$ 4,651.13</u>	<u>\$ -</u>	<u>\$ 4,651.13</u>	<u>\$ 24,819.00</u>	<u>\$ 20,167.87</u>	<u>18.74%</u>
MISCELLANEOUS DONATIONS - HUMAN SERVICES-RELIANT (T5640)						
Human Services	1,004.25	-	1,004.25	10,939.00	9,934.75	9.18%
FUND TOTAL	<u>\$ 1,004.25</u>	<u>\$ -</u>	<u>\$ 1,004.25</u>	<u>\$ 10,939.00</u>	<u>\$ 9,934.75</u>	<u>9.18%</u>
MISCELLANEOUS DONATIONS - HUMAN SERVICES-CIRRO (T5642)						
Human Services	511.53	-	511.53	1,034.00	522.47	49.47%
FUND TOTAL	<u>\$ 511.53</u>	<u>\$ -</u>	<u>\$ 511.53</u>	<u>\$ 1,034.00</u>	<u>\$ 522.47</u>	<u>49.47%</u>
MISCELLANEOUS DONATIONS - CPS (T5700)						
Child Protective Services	-	-	-	50,160.00	50,160.00	0.00%
FUND TOTAL	<u>\$ -</u>	<u>\$ -</u>	<u>\$ -</u>	<u>\$ 50,160.00</u>	<u>\$ 50,160.00</u>	<u>0.00%</u>
MISCELLANEOUS DONATIONS - HEALTH DEPT (T5800)						
Public Health	-	-	-	31,402.00	31,402.00	0.00%
FUND TOTAL	<u>\$ -</u>	<u>\$ -</u>	<u>\$ -</u>	<u>\$ 31,402.00</u>	<u>\$ 31,402.00</u>	<u>0.00%</u>

**TARRANT COUNTY, TEXAS
BUDGET REPORT
FOR THE ONE (1) MONTH ENDED 10/31/2022**

	CURRENT MONTH EXPENDITURES	ENCUMBRANCES AND COMMITMENTS	TOTAL EXPENDITURES ENCUMBRANCES & COMMITMENTS	TOTAL BUDGET	UNEXPENDED BUDGET	% BUDGET USED
MISCELLANEOUS DONATIONS - VETERAN COURT PROGRAM (T5960)						
Veterans Diversion Court	-	-	-	13,727.00	13,727.00	0.00%
FUND TOTAL	<u>\$ -</u>	<u>\$ -</u>	<u>\$ -</u>	<u>\$ 13,727.00</u>	<u>\$ 13,727.00</u>	<u>0.00%</u>
MISCELLANEOUS DONATIONS - FAMILY COURT SERVICES (T6000)						
Domestic Relations	-	-	-	6,902.00	6,902.00	0.00%
FUND TOTAL	<u>\$ -</u>	<u>\$ -</u>	<u>\$ -</u>	<u>\$ 6,902.00</u>	<u>\$ 6,902.00</u>	<u>0.00%</u>
MISCELLANEOUS DONATIONS - CRCG (T6100)						
Public Assistance	2,114.24	-	2,114.24	43,076.00	40,961.76	4.91%
FUND TOTAL	<u>\$ 2,114.24</u>	<u>\$ -</u>	<u>\$ 2,114.24</u>	<u>\$ 43,076.00</u>	<u>\$ 40,961.76</u>	<u>4.91%</u>
MISCELLANEOUS DONATIONS - PEACE OFFICER MEMORIAL (T6200)						
Buildings	-	-	-	100,021.00	100,021.00	0.00%
FUND TOTAL	<u>\$ -</u>	<u>\$ -</u>	<u>\$ -</u>	<u>\$ 100,021.00</u>	<u>\$ 100,021.00</u>	<u>0.00%</u>
ATTF RENTAL ASSOC DONATION (T6500)						
Sheriff	-	-	-	280.00	280.00	0.00%
FUND TOTAL	<u>\$ -</u>	<u>\$ -</u>	<u>\$ -</u>	<u>\$ 280.00</u>	<u>\$ 280.00</u>	<u>0.00%</u>
SHERIFF'S EMPLOYEE RECOGNITION AND AWARD (T7000)						
Sheriff	-	-	-	1,456.00	1,456.00	0.00%
FUND TOTAL	<u>\$ -</u>	<u>\$ -</u>	<u>\$ -</u>	<u>\$ 1,456.00</u>	<u>\$ 1,456.00</u>	<u>0.00%</u>
CONTRACT ELECTIONS (T7100)						
Elections Administration	-	-	-	423,885.00	423,885.00	0.00%
FUND TOTAL	<u>\$ -</u>	<u>\$ -</u>	<u>\$ -</u>	<u>\$ 423,885.00</u>	<u>\$ 423,885.00</u>	<u>0.00%</u>
ELECTIONS CHAPTER 19 (T7300)						
Elections Administration	-	-	-	522,541.00	522,541.00	0.00%
FUND TOTAL	<u>\$ -</u>	<u>\$ -</u>	<u>\$ -</u>	<u>\$ 522,541.00</u>	<u>\$ 522,541.00</u>	<u>0.00%</u>
OPIOID EPIDEMIC SETTLEMENT (T8500)						
Non-Departmental	-	-	-	521,816.00	521,816.00	0.00%
FUND TOTAL	<u>\$ -</u>	<u>\$ -</u>	<u>\$ -</u>	<u>\$ 521,816.00</u>	<u>\$ 521,816.00</u>	<u>0.00%</u>