


---

# COUNTY AUDITOR

**TARRANT COUNTY FINANCIAL STATEMENTS  
FOR THE MONTH OF AUGUST 2023**



**TARRANT COUNTY, TEXAS**

---

**Kimberly M. Buchanan, CPA**  
Tarrant County Auditor



**Office of the Tarrant County Auditor**  
100 E. Weatherford, Room 506  
Fort Worth, Texas 76196-0103

**Linda R. Castillo**  
First Assistant County Auditor

Phone (817) 884-1205  
Fax (817) 884-1104

October 17, 2023


The Honorable District Judges  
The Honorable Commissioners Court  
Tarrant County, Texas

RE: County Auditor's August 2023 Financial Reports

I herewith submit the financial report of Tarrant County, Texas as of and for the eleven months ending August 31, 2023.

If you have any questions concerning this report or the financial well-being of the County, please call.

Sincerely,



Kimberly M. Buchanan, CPA  
County Auditor

**TARRANT COUNTY, TEXAS**  
**COMBINED BALANCE SHEET**  
**GOVERNMENTAL FUNDS**  
**AS OF 8/31/2023**

<u>COMBINED TOTAL</u>		<u>GENERAL</u>	<u>ROAD &amp; BRIDGE</u>	<u>DEBT SERVICE</u>
<b>ASSETS</b>				
\$1,101,884,909.31	CASH AND INVESTMENTS	\$254,384,559.26	\$19,687,481.64	\$2,102,620.54
4,374,515.71	TAXES RECEIVABLE (NET)	4,052,079.67	0.00	322,436.04
11,563,522.11	OTHER RECEIVABLES (NET)	3,228,302.92	10,112.50	0.00
3,884,367.13	FEE OFFICE RECEIVABLE	3,884,367.13	0.00	0.00
17,607,742.40	DUE FROM OTHER FUNDS	17,607,742.40	0.00	0.00
4,066,404.79	PREPAID EXPENSES AND INVENTORY	1,061,046.47	653,523.97	0.00
<u>\$1,143,381,461.45</u>	<b>TOTAL ASSETS</b>	<u>\$284,218,097.85</u>	<u>\$20,351,118.11</u>	<u>\$2,425,056.58</u>
<b>LIABILITIES</b>				
\$9,258,084.34	ACCOUNTS PAYABLE	\$2,743,567.80	\$300,551.78	\$0.00
34,819,209.21	OTHER LIABILITIES	30,172,171.01	661,202.14	0.00
17,607,742.40	DUE TO OTHER FUNDS	0.00	0.00	0.00
253,580,675.16	UNEARNED REVENUE	0.00	0.00	0.00
315,265,711.11	<b>TOTAL LIABILITIES</b>	32,915,738.81	961,753.92	0.00
<b>DEFERRED INFLOWS OF RESOURCES</b>				
4,374,515.71	UNAVAILABLE REVENUE - PROPERTY TAXES	4,052,079.67	0.00	322,436.04
3,884,367.13	UNAVAILABLE REVENUE - FEE OFFICE	3,884,367.13	0.00	0.00
779,744.12	DEFERRED LEASE INFLOW	779,744.12	0.00	0.00
9,038,626.96	<b>TOTAL DEFERRED INFLOWS OF RESOURCES</b>	8,716,190.92	0.00	322,436.04
<b>FUND BALANCES</b>				
819,077,123.38	FUND BALANCES	242,586,168.12	19,389,364.19	2,102,620.54
819,077,123.38	<b>TOTAL FUND BALANCES</b>	242,586,168.12	19,389,364.19	2,102,620.54
<u>\$1,143,381,461.45</u>	<b>TOTAL LIABILITIES, DEFERRED INFLOWS OF RESOURCES, AND FUND BALANCES</b>	<u>\$284,218,097.85</u>	<u>\$20,351,118.11</u>	<u>\$2,425,056.58</u>

CAPITAL PROJECTS	GRANT FUNDS	OTHER GOVERNMENTAL FUNDS
\$439,714,464.70	\$269,096,560.91	\$116,899,222.26
0.00	0.00	0.00
0.00	4,355,964.92	3,969,141.77
0.00	0.00	0.00
0.00	0.00	0.00
0.00	1,790,163.52	561,670.83
<u>\$439,714,464.70</u>	<u>\$275,242,689.35</u>	<u>\$121,430,034.86</u>

\$3,346,420.30	\$1,532,738.07	\$1,334,806.39
5,425.56	3,109,623.96	870,786.54
0.00	17,478,625.20	129,117.20
0.00	253,121,702.12	458,973.04
3,351,845.86	275,242,689.35	2,793,683.17

0.00	0.00	0.00
0.00	0.00	0.00
0.00	0.00	0.00

0.00	0.00	0.00
------	------	------

436,362,618.84	0.00	118,636,351.69
----------------	------	----------------

436,362,618.84	0.00	118,636,351.69
----------------	------	----------------

<u>\$439,714,464.70</u>	<u>\$275,242,689.35</u>	<u>\$121,430,034.86</u>
-------------------------	-------------------------	-------------------------

**TARRANT COUNTY, TEXAS**  
**COMBINED STATEMENT OF REVENUES AND EXPENDITURES**  
**AND CHANGES IN FUND BALANCE**  
**GOVERNMENTAL FUNDS**  
**FOR THE ELEVEN (11) MONTHS ENDED 8/31/2023**

<u>COMBINED TOTAL</u>		<u>GENERAL</u>	<u>ROAD &amp; BRIDGE</u>	<u>DEBT SERVICE</u>
	<b>REVENUES:</b>			
\$549,555,374.67	TAXES, LICENSES AND PERMITS	\$506,749,269.54	\$0.55	\$42,596,234.13
110,011,048.67	FEES OF OFFICE	70,013,649.08	17,779,110.00	0.00
2,283,793.42	FINES	2,283,793.42	0.00	0.00
275,207,359.40	INTERGOVERNMENTAL	30,366,836.15	57,968.07	0.00
50,106,974.16	INVESTMENT INCOME	26,481,469.63	691,596.71	890,004.81
14,611,609.92	MISCELLANEOUS	6,793,183.32	1,124,497.69	25,857.50
<u>1,001,776,160.24</u>	<b>TOTAL REVENUES</b>	<u>642,688,201.14</u>	<u>19,653,173.02</u>	<u>43,512,096.44</u>
	<b>EXPENDITURES:</b>			
	<b>CURRENT:</b>			
153,600,586.76	GENERAL GOVERNMENT	130,984,082.46	4,226,501.94	0.00
198,112,648.34	PUBLIC SAFETY	163,448,008.30	0.00	0.00
207,205,775.51	JUDICIAL	185,834,267.07	0.00	0.00
178,906,357.46	COMMUNITY SERVICES	10,452,130.35	0.00	0.00
28,127,708.92	TRANSPORTATION	1,629,210.19	25,558,427.82	0.00
61,602,745.27	CAPITAL/CONSTRUCTION	0.00	0.00	0.00
45,081,949.09	DEBT SERVICE	462,768.75	0.00	43,211,327.08
<u>872,637,771.35</u>	<b>TOTAL EXPENDITURES</b>	<u>492,810,467.12</u>	<u>29,784,929.76</u>	<u>43,211,327.08</u>
129,138,388.89	EXCESS (DEFICIT) OF REVENUES OVER EXPENDITURES	149,877,734.02	(10,131,756.74)	300,769.36
	<b>OTHER FINANCING SOURCES (USES):</b>			
115,927,050.14	OPERATING TRANSFERS IN	1,299,722.58	13,805,391.38	0.00
(125,927,050.14)	OPERATING TRANSFERS OUT	(124,092,076.24)	(208,202.95)	0.00
112,998.98	LEASES (AS LESSEE)	0.00	0.00	0.00
<u>119,251,387.87</u>	<b>EXCESS (DEFICIT ) OF REVENUES AND OPERATING TRANSFERS OVER EXPENDITURES</b>	<u>27,085,380.36</u>	<u>3,465,431.69</u>	<u>300,769.36</u>
	<b>FUND BALANCES:</b>			
<u>699,825,735.51</u>	BEGINNING OF PERIOD	<u>215,500,787.76</u>	<u>15,923,932.50</u>	<u>1,801,851.18</u>
<u>\$819,077,123.38</u>	END OF PERIOD	<u>\$242,586,168.12</u>	<u>\$19,389,364.19</u>	<u>\$2,102,620.54</u>

<u>CAPITAL PROJECTS</u>	<u>GRANT FUNDS</u>	<u>OTHER GOVERNMENTAL FUNDS</u>
\$0.00	\$0.00	\$209,870.45
747,321.46	1,120,519.34	20,350,448.79
0.00	0.00	0.00
0.00	217,765,768.37	27,016,786.81
16,811,994.62	516,370.30	4,715,538.09
1,107,859.68	237,614.10	5,322,597.63
<u>18,667,175.76</u>	<u>219,640,272.11</u>	<u>57,615,241.77</u>
0.00	10,509,304.04	7,880,698.32
0.00	25,888,502.46	8,776,137.58
0.00	18,347,218.57	3,024,289.87
0.00	134,260,322.33	34,193,904.78
0.00	940,070.91	0.00
32,478,466.99	28,408,552.99	715,725.29
0.00	1,187,906.12	219,947.14
<u>32,478,466.99</u>	<u>219,541,877.42</u>	<u>54,810,702.98</u>
(13,811,291.23)	98,394.69	2,804,538.79
90,211,593.37	7,183,834.23	3,426,508.58
0.00	(20,570.70)	(1,606,200.25)
0.00	31,639.70	81,359.28
<u>76,400,302.14</u>	<u>7,293,297.92</u>	<u>4,706,206.40</u>
<u>359,962,316.70</u>	<u>(7,293,297.92)</u>	<u>113,930,145.29</u>
<u>\$436,362,618.84</u>	<u>\$0.00</u>	<u>\$118,636,351.69</u>

**TARRANT COUNTY, TEXAS**  
**STATEMENT OF NET POSITION**  
**PROPRIETARY FUNDS**  
**AS OF 8/31/2023**

<u>COMBINED TOTAL</u>		<u>ENTERPRISE</u>	<u>INTERNAL SERVICE</u>
<b>ASSETS</b>			
\$62,051,989.80	CASH AND INVESTMENTS	\$4,616,269.21	\$57,435,720.59
2,831,573.03	OTHER RECEIVABLES (NET)	2,799,661.45	31,911.58
346,442.00	PREPAID EXPENSES AND INVENTORY	7,075.00	339,367.00
<u>3,456,405.15</u>	FIXED ASSETS (NET)	<u>3,456,405.15</u>	<u>0.00</u>
<u>68,686,409.98</u>	<b>TOTAL ASSETS</b>	<u>10,879,410.81</u>	<u>57,806,999.17</u>
<b>DEFERRED OUTFLOWS OF RESOURCES</b>			
110,089.00	PENSION CONTRIBUTIONS AFTER MEASUREMENT DATE	110,089.00	0.00
5,462.00	DIFFERENCE IN EXPECTED & ACTUAL PENSION EXPERIENCE	5,462.00	0.00
175,908.00	CHANGES IN PENSION ASSUMPTIONS	175,908.00	0.00
1,280.00	DIFFERENCE IN EXPECTED & ACTUAL OPEB EXPERIENCE	1,280.00	0.00
83,322.00	CHANGES IN OPEB ASSUMPTIONS	83,322.00	0.00
<u>25,625.00</u>	OPEB CONTRIBUTIONS AFTER MEASUREMENT DATE	<u>25,625.00</u>	<u>0.00</u>
<u>401,686.00</u>	<b>TOTAL DEFERRED OUTFLOWS OF RESOURCES</b>	<u>401,686.00</u>	<u>0.00</u>
<b>LIABILITIES</b>			
784,909.18	ACCOUNTS PAYABLE	54,456.40	730,452.78
21,069,168.66	OTHER LIABILITIES	37,224.46	21,031,944.20
146,091.59	UNEARNED REVENUE	29,564.46	116,527.13
69,472.00	NET PENSION LIABILITY	69,472.00	0.00
692,349.00	OTHER POST EMPLOYMENT BENEFIT LIABILITY	692,349.00	0.00
<u>117,329.13</u>	COMPENSATED ABSENCES	<u>117,329.13</u>	<u>0.00</u>
<u>22,879,319.56</u>	<b>TOTAL LIABILITIES</b>	<u>1,000,395.45</u>	<u>21,878,924.11</u>
<b>DEFERRED INFLOWS OF RESOURCES</b>			
14,257.00	DIFFERENCE IN EXPECTED & ACTUAL PENSION EXPERIENCE	14,257.00	0.00
583,380.00	DIFFERENCE IN PROJECTED & ACTUAL PENSION EARNINGS	583,380.00	0.00
14,112.00	CHANGES IN PENSION ASSUMPTIONS	14,112.00	0.00
96,257.00	DIFFERENCE IN EXPECTED & ACTUAL OPEB EXPERIENCE	96,257.00	0.00
68,462.00	CHANGES IN OPEB ASSUMPTIONS	68,462.00	0.00
<u>2,842,720.36</u>	DEFERRED LEASE INFLOW	<u>2,842,720.36</u>	<u>0.00</u>
<u>3,619,188.36</u>	<b>TOTAL DEFERRED INFLOWS OF RESOURCES</b>	<u>3,619,188.36</u>	<u>0.00</u>
<b>NET POSITION</b>			
<u>42,589,588.06</u>	<b>NET POSITION</b>	<u>6,661,513.00</u>	<u>35,928,075.06</u>
<u>\$42,589,588.06</u>	<b>TOTAL NET POSITION</b>	<u>\$6,661,513.00</u>	<u>\$35,928,075.06</u>

**TARRANT COUNTY, TEXAS**  
**COMBINED STATEMENT OF REVENUES, EXPENSES**  
**AND CHANGES IN FUND NET POSITION**  
**PROPRIETARY FUNDS**  
**FOR THE ELEVEN (11) MONTHS ENDED 8/31/2023**

COMBINED TOTAL		ENTERPRISE	INTERNAL SERVICE
	<b>OPERATING REVENUES:</b>		
\$3,099,644.84	BUILDING RENTALS	\$3,099,644.84	\$0.00
22,614,505.07	USER FEES	0.00	22,614,505.07
53,980,902.01	COUNTY CONTRIBUTIONS	0.00	53,980,902.01
3,526,937.85	OTHER REVENUES	153,669.74	3,373,268.11
83,221,989.77	TOTAL OPERATING REVENUES	3,253,314.58	79,968,675.19
	<b>OPERATING EXPENSES:</b>		
1,121,295.38	PERSONNEL	1,121,295.38	0.00
1,487,404.40	BUILDING AND EQUIPMENT	1,468,883.10	18,521.30
195,327.74	DEPRECIATION AND AMORTIZATION	195,327.74	0.00
75,016,363.96	SELF INSURANCE CLAIMS	0.00	75,016,363.96
6,590,927.16	INSURANCE PREMIUMS	50,021.33	6,540,905.83
4,315,724.14	ADMINISTRATION	0.00	4,315,724.14
1,695,091.69	OTHER EXPENSES	202,855.04	1,492,236.65
90,422,134.47	TOTAL OPERATING EXPENSES	3,038,382.59	87,383,751.88
(7,200,144.70)	OPERATING INCOME (LOSS)	214,931.99	(7,415,076.69)
	<b>NON-OPERATING REVENUE (EXPENSE):</b>		
2,592,017.97	INTEREST INCOME	221,745.82	2,370,272.15
(4,608,126.73)	NET INCOME (LOSS) BEFORE TRANSFERS	436,677.81	(5,044,804.54)
	<b>OPERATING TRANSFERS:</b>		
10,000,000.00	OPERATING TRANSFERS IN	0.00	10,000,000.00
0.00	OPERATING TRANSFERS OUT	0.00	0.00
5,391,873.27	NET INCOME (LOSS)	436,677.81	4,955,195.46
	<b>NET POSITION:</b>		
37,197,714.79	BEGINNING OF PERIOD	6,224,835.19	30,972,879.60
\$42,589,588.06	END OF PERIOD	\$6,661,513.00	\$35,928,075.06



**TARRANT COUNTY, TEXAS**  
**FIDUCIARY BALANCE SHEET**  
**AS OF 8/31/2023**

<u>COMBINED TOTAL</u>		<u>STATE COMPTROLLER FUND</u>	<u>OTHER CUSTODIAL FUNDS</u>	<u>COMMUNITY SUPERVISION &amp; CORRECTIONS</u>
<b>ASSETS</b>				
\$85,657,409.07	CASH AND INVESTMENTS	\$21,502,648.34	\$55,524,198.16	\$8,630,562.57
1,676.79	FEE OFFICE RECEIVABLE	0.00	1,676.79	0.00
45,245.17	PREPAID EXPENSES & INVENTORY	0.00	0.00	45,245.17
<u>61,196,298.32</u>	RESTRICTED ASSETS	<u>0.00</u>	<u>61,196,298.32</u>	<u>0.00</u>
<u>\$146,900,629.35</u>	TOTAL ASSETS	<u>\$21,502,648.34</u>	<u>\$116,722,173.27</u>	<u>\$8,675,807.74</u>
<b>LIABILITIES AND FUND BALANCE</b>				
\$622,962.87	ACCOUNTS PAYABLE	\$760.00	\$94,301.82	\$527,901.05
<u>146,277,666.48</u>	OTHER LIABILITIES	<u>21,501,888.34</u>	<u>116,627,871.45</u>	<u>8,147,906.69</u>
<u>\$146,900,629.35</u>	TOTAL LIABILITIES AND FUND BALANCE	<u>\$21,502,648.34</u>	<u>\$116,722,173.27</u>	<u>\$8,675,807.74</u>

**TARRANT COUNTY, TEXAS**  
**NOTES TO COMBINED FINANCIAL STATEMENTS**  
**FOR THE ELEVEN (11) MONTHS ENDED 8/31/2023**

**I. SUMMARY OF SIGNIFICANT ACCOUNTING POLICIES:**

Reporting Entity

The accompanying financial statements reflect the funds and accounts of the financial reporting entity Tarrant County, Texas (the "County"), as of August 2023 and for the eleven months then ended. Other components of the County not included in the accompanying financial statements include, Tarrant County Hospital District, Tarrant County Mental Health and Behavioral Health Services, Tarrant County Industrial Development Corporation, Tarrant County Health Facilities Development Corporation, Tarrant County Cultural Education Facilities Finance Corporation, and Tarrant County Housing Financing Corporation. These components are technically a part of the "reporting entity" because of the budgetary oversight responsibility by the Commissioners' Court of Tarrant County. These components however are unrelated to the financial condition and results of operations of the County and have been excluded from the accompanying financial statements. Separate financial statements of these entities are available upon request.

Revenue Recognition

Revenue is generally recognized on the modified accrual basis. Under this method of accounting, revenues are recognized when susceptible to accrual, i.e., both measurable and available. The primary revenue sources susceptible to accrual are property taxes, fines and fees due to fee offices which are recognized as unavailable revenue until cash is received. Other sources are generally not measurable until received in cash.

Expenditure Recognition

Expenditures are recorded when incurred. Expenditures for principal and interest on long-term debt are recorded when due. The accrual basis of accounting is utilized in the proprietary funds. Encumbrances are not included as expenditures.

Budget Basis Reporting

The budget is prepared utilizing a modified cash basis of accounting, with adjustments for encumbrances, as allowed by state statutes. Budget basis information is presented in the accompanying "Budgetary Information" section at a summary level. Budget information at the legal level of control is available upon request.

Investment Income Allocation

To maximize investment earnings on "idle" cash and cash equivalents, a "pooled cash" concept is utilized. Under this concept nearly all deposits are maintained in the same bank account and are invested on a daily basis. Generally, interest earnings are allocated to each fund based on the funds relative percentage of the total pool.

Pension Liability

The net pension liability was actuarially valued as of December 31, 2021. The net pension liability recorded in the Resource Connection is \$69,472. The amount for the governmental funds is \$28,519,643 which is reported in the annual comprehensive financial report.

OPEB Liability

The total OPEB liability was actuarially measured as of September 30, 2021. The total OPEB liability recorded in the Resource Connection is \$692,349. The amount for the governmental funds is \$222,023,734, which is reported in the annual comprehensive financial report.

**TARRANT COUNTY, TEXAS**  
**NOTES TO COMBINED FINANCIAL STATEMENTS**  
**FOR THE ELEVEN (11) MONTHS ENDED 8/31/2023**

I. SUMMARY OF SIGNIFICANT ACCOUNTING POLICIES (CONT'D):

Compensated Absences

Accumulated unpaid vacation leave and vested sick pay have been recorded in the Enterprise Fund for the Resource Connection. An additional amount has been accrued for salary related payments associated with the payment of compensated absences. The amount of compensated absences for the remaining governmental funds is \$50,034,567, which is reported in the annual comprehensive financial report.

Deferred Outflows/Inflows of Resources

Deferred outflows of resources apply to future periods and so will not be recognized as an expense/ expenditure until then. Deferred inflows of resources apply to future periods and will be recognized as a revenue at that time.

Incurred but Not Reported

Included in the "Other Liabilities" of the Internal Service fund's Employee Benefits is \$4,500,000 of incurred but not reported medical and drug claims.

Leases

The County, as a lessee, recognizes a lease liability and an intangible right to use lease asset as well as capital outlay and other financing source. The County, as lessor, recognizes a lease receivable and a deferred inflow of resources.

II. BASIS OF PRESENTATION:

The accounts of the County are organized and operated on the basis of funds, each of which is considered a separate accounting entity. Government resources are allocated to and accounted for in individual funds based on the purpose for which they are to be spent and the means by which spending activities are controlled.

Funds are classified into three categories: Governmental, Proprietary and Fiduciary. Each category is divided into separate fund types. The following fund types are used by the County.

Governmental Funds: Used to account for all or most of a government's general activity.

General Fund – used to account for the general operations of the County.

Road and Bridge Fund – used to account for the collection and expenditure of those monies designated to be spent for acquisition, construction and maintenance of county roads and bridges.

Debt Service Fund – used to account for accumulation of resources and for the payment of general long-term debt principal, interest, and related costs.

Capital Projects Funds – used to account for financial resources to be used for the acquisition and/or construction of facilities, equipment, software and infrastructure.

Grant Funds – used to account for the activities conducted under the many grant agreements between the County and various state and federal organizations.

Other Governmental Funds – used to account for specific revenue sources which are legally restricted to expenditures for specified purposes.

**TARRANT COUNTY, TEXAS  
 NOTES TO COMBINED FINANCIAL STATEMENTS  
 FOR THE ELEVEN (11) MONTHS ENDED 8/31/2023**

**II. BASIS OF PRESENTATION (CONT'D):**

Proprietary Funds: Used to account for operations that are financed in a manner similar to those in the private sector, where the determination of net income is appropriate for sound financial administration.

Enterprise Fund – used to account for operations that are financed and operated in a manner similar to private enterprise where the County’s intent is to provide goods or services to the public on a continuing basis financed primarily through user charges. The County operates two enterprise funds, the Resource Connection and Oil and Gas Royalty.

Internal Service Funds – used to account for the various self-insurance activities for the County.

Fiduciary Funds: These funds account for assets held by the County in a fiduciary capacity and therefore cannot be used to support the County’s own programs.

State Comptroller Funds – used to account for monies received on behalf of, and subsequently remitted to the State Comptroller.

Other Custodial Funds – used to account for assets held in a fiduciary capacity for others and includes property taxes collected and remitted for other entities, statutory fees collected on behalf of other governments, funds held in the registry of the court, collateral for securing bail bonds, monies on account for inmate commissary purchases, and funds seized by law enforcement agencies.

Community Supervision and Corrections – used to account for the State agency funds in the County depository and restitution collected as a condition of probation payable to injured parties.

**III. NEGATIVE CASH BALANCES:**

The following funds have negative cash balances at the balance sheet date. This occurs when expenditures exceed revenue collection. The General Fund has advanced money to these Funds thereby, allowing for continued operation of the related programs. These advances by the General Fund have been reflected in the accompanying combined balance sheet as Due from other funds. The advances also represent a loss of investment earnings to the General Fund and are not a reimbursable item by the grantor under reimbursing grant agreements.

Most negative cash balances arise in the County's reimbursing grant programs. These programs require the payment of expenditures prior to the reimbursement by the grantor. These cash deficits have existed for years and do not create any major concerns. However, this information is helpful to the reader of the financial statements to provide a fuller understanding of the details of County operations.

<u>FUND / GRANT</u>	<u>DEFICIT</u>
E0024 RYAN WHITE ENDING HIV EPIDEMIC	\$ 78,140.32
E0025 DHHS-RYAN WHITE TITLE IV PART D - WOMEN, INFANTS, CHILDREN	10,574.75
E0027 RYAN WHITE PART C - OUTPATIENT EIS PROGRAM	5,405.43
E0028 RYAN WHITE HIV/AIDS TREATMENT MODERNIZATION ACT PART A	212,084.10
E0031 HIV/STATE SERVICES	51,576.36
E0032 RYAN WHITE PART B	236,183.92
E0037 HIV/HOPWA	15,141.44
E0061 HOUSING OPPORTUNITIES FOR PERSONS WITH AIDS (HOPWA)	29,411.50

**TARRANT COUNTY, TEXAS  
NOTES TO COMBINED FINANCIAL STATEMENTS  
FOR THE ELEVEN (11) MONTHS ENDED 8/31/2023**

**III. NEGATIVE CASH BALANCES (CONT'D):**

<u>FUND / GRANT</u>	<u>DEFICIT</u>
F0028 RYAN WHITE PART A	\$ 22,319.95
F0031 HIV/STATE SERVICES FOR PMC	123.52
F0033 SURVEILLANCE	22,785.83
F0034 INFECTIOUS DISEASE SURVEILLANCE AND EPIDEMIOLOGY	23,016.24
F0035 HIV/PREVENTION	32,431.36
F0036 DSHS-ENDING THE HIV EPIDEMIC	137,770.17
F0038 STD/HIV OPERATIONS	377,950.93
F0040 COMMUNITY YOUTH DEVELOPMENT PROJECT	110,450.00
F0042 BIOTERRORISM PREPAREDNESS - LAB	30,217.99
F0043 CPS-PREPAREDNESS/HAZARDS (BIO TERRORISM)	161,454.23
F0044 DSHS-C.R.I - CITIES READINESS INITIATIVE	37,470.98
F0045 TB/PC-TB CONTROL & PREVENTION (CLINIC)	146,918.83
F0046 TUBERCULOSIS - PREVENTION AND CONTROL	160,447.27
F0054 INFECTIOUS DISEASE CONTROL	208.43
F0058 DSHS - HEALTHY TEXAS BABIES	13,285.75
F0060 WIC CARD PARTICIPATION	1,006,143.60
F0062 ESSENTIAL HEALTH SERVICES OFFICE OF PUBLIC HEALTH PRACTICE	14,555.98
F0081 DSHS-NORTH TEXAS SYNDROMIC SURVEILLANCE PROGRAM	12,973.87
F0085 PRITZKER FAMILY FOUNDATION-HELP ME GROW NORTH TEXAS	45,703.10
F0087 USCRI - REFUGEE MEDICAL SCREENING	153,813.31
F0089 DSHS ELC/LRN COVID-19 - LAB PPP	17.46
F0093 NURSE FAMILY PARTNERSHIP GRANT	149,603.54
F0100 DSHS-COVID-19 VACCINATION CAPACITY ENHANCEMENT PROGRAM	889,422.29
F0102 CDC-HEALTH DISPARITIES / HIGH RISK	608,910.34
F0104 CDC-PUBLIC HEALTH CRISIS RESPONSE (PHCR) CO-AG	111,258.03
F0105 STD/HIV DISEASE INTERVENTION SPECIALISTS (STD/HIV-DIS)	164,177.53
F0108 CDC-STRENGTHEN PUBLIC HEALTH INFRASTRUCTURE, WORKFORCE, DATA	124,431.85
F0110 DSHS-COVID-19 VACCINATION CAPACITY ENHANCEMENT	1,015,369.16
F0112 NACCHO - CERTIFICATION IN INFECTION CONTROL SCHOLARSHIP	3,287.93
F0140 TDFPS-COMMUNITY YOUTH DEVELOPMENT - INNOVATION GRANT	3,408.01
F0189 DSHS ELC/LRN COVID-19 - EPI EXPANSION	334,525.86
F0389 DSHS ELC/LRN COVID-19 - LAB EXPANSION FUNDING	2,250.00
F0489 DSHS ELC/LRN COVID-19 - LAB SPHL	375.00
F0589 DSHS - LRN CORE A2 - COVID-19 OUTBREAK ACTIVITIES	75,349.54
G0012 VETERANS COURT PROGRAM	45,561.43
G0018 CJD-REACHING INDEPENDENCE THROUGH SELF EMPOWERMENT (RISE)	44,721.01
G0081 VAWA - PROTECTIVE ORDER UNIT	174,506.79
G0084 D.I.R.E.C.T. COURT	36,106.05
G0085 MENTAL HEALTH DIVERSION COURT PROGRAM	16,093.07
G0087 CJD-INTIMATE PARTNER-FAMILY VIOLENCE VICTIM ADVOCATES	54,514.83
G0094 CJD- FAMILY RECOVERY COURT	37,500.00
G0095 CJD- RECONNECTING YOUTH PROGRAM	13,261.32
H0001 COMMUNITY DEVELOPMENT - SUPPORTIVE HOUSING	2,948,694.20
H0040 HOME INVESTMENT PARTNERSHIP ACT - AMERICAN RESCUE PLAN	21,890.38
H0080 COMMUNITY DEVELOPMENT BLOCK GRANT - COVID - CARES	791,408.61
H0081 EMERGENCY SHELTER GRANT - COVID - CARES	111,963.11
L0013 OJP-DOJ-NIJ-FORENSIC DNA BACKLOG REDUCTION GRANT	69,340.00
L0019 OJP-DOJ-HUMAN TRAFFICKING TASK FORCE	48,385.04
M0008 JAG-LAW ENFORCEMENT LIASON PRGM / MHMRTC	27,100.10
M0014 ACCESS AND VISITATION GRANT	12,215.88
M0022 AUTO THEFT TASK FORCE	497,628.33

**TARRANT COUNTY, TEXAS  
NOTES TO COMBINED FINANCIAL STATEMENTS  
FOR THE ELEVEN (11) MONTHS ENDED 8/31/2023**

III. NEGATIVE CASH BALANCES (CONT'D):

<u>FUND / GRANT</u>	<u>DEFICIT</u>
M0040 HOMELAND SECURITY GRANT PROGRAM	\$ 75,722.37
M0044 TXDOT COURTESY PATROL PROGRAM	446,950.07
M0046 INTERNET CRIMES AGAINST CHILDREN - DA'S OFFICE	10,000.00
M0048 BILINGUAL VICTIMS ASSISTANCE COORDINATOR	4,179.13
M0061 TVC-VETERAN'S TREATMENT COURT	23,757.63
M0072 UNITED WAY-TARRANT COUNTY VETERANS COURT DIVERSION PROGRAM	6,746.25
M0089 TX HISTORICAL COMMISSION TC HISTORIC PRESERVATION AND ARCHIVE	66,082.26
M0093 INTERNET CRIMES AGAINST CHILDREN (SHERIFF OFFICE)	2,259.99
M0095 TCEQ-TEXAS VOLKSWAGON ENVIRONMENTAL MITIGATION PGRM PCT4	4,800.00
M0101 TCEQ-TEXAS VOLKSWAGON ENVIRONMENTAL MITIGATION PGRM PCT3	800.00
M0104 HAVA-2020 HELP AMERICA VOTE ACT - ELECTION SECURITY	9,340.21
M0106 TDEM - FEMA HAZARD MITIGATION - FLOOD STUDY	76,186.54
M0108 CYBER SECURITY ENHANCEMENT PROGRAM FY23	27,199.84
M0109 NHTSA TOXCEL DUI OF DRUGS TOOL SUPPORT (ME)	23,411.65
M0212 CTIF - WAGLEY ROBERTSON (PCT3)	93.93
M0213 CTIF - EAST PEDEN (PCT4)	332,267.46
M0214 CTIF - NEWT PATTERSON (PCT2)	971.20
M0216 CTIF - HARMON (PCT3)	21,435.20
P0026 REGIONAL DIVERSION ALTERNATIVES PROGRAM	2,965.35
P0027 TJJD-JJAEP PROGRAM	178,866.86
R0011 SECTION 8 - FOSTER YOUTH TO INDEPENDENCE	115,489.74
R0012 SECTION 8 - MAINSTREAM VOUCHER PROGRAM	258,830.00
R0013 HUD-SECTION 8 FUND BALANCE	2,873,258.31
R0017 HUD-VASH - VETERANS AFFAIRS SUPPORTIVE HOUSING VOUCHERS	968,634.75
R0025 FAMILY SELF SUFFICIENCY	272,140.86
R0110 SECTION 8 - EMERGENCY HOUSING VOUCHER (PRELIMINARY FEES)	28,760.00
W0102 FEMA COVID 2020 9/15/2020 to 12/31/2020	65,639.75
SUB-TOTAL GRANTS	<u>17,478,625.20</u>
T3000 DA - JPS CONTRACT	127,587.13
T3100 TC EMERGENCY SERVICES DISTRICT #1	1,530.07
TOTAL	<u><u>\$ 17,607,742.40</u></u>

**TARRANT COUNTY, TEXAS  
NOTES TO COMBINED FINANCIAL STATEMENTS  
FOR THE ELEVEN (11) MONTHS ENDED 8/31/2023**

**IV. INVESTMENTS:**

All investment securities are purchased on the basis of "Delivery vs. Payment" and are held at JPMorgan Chase Bank – New York by the Safekeeping Department in a segregated account in the name of Tarrant County. "Delivery vs. Payment" means that the County's money is not released until the securities are delivered to the Safekeeping Department.

All securities held and transactions executed during the period conform to the requirements of the Government Code Section 2256, The Public Funds Investment Act, and the Tarrant County Investment Policy, as adopted by the Commissioners Court on November 22, 2022.

	Average Rate	
JPMorgan Chase Savings	5.35%	\$ 192,355,463
JPMorgan Chase Savings II	5.35%	34,003,048
JPMorgan Chase Checking	5.42%	271,207,608
Lone Star Investment Pool	5.30%	205,679,694
Texas CLASS Investment Pool	5.17%	14,040,089
TexStar Investment Pool	5.30%	214,013,351
TexPool Investment Pool	5.31%	<u>233,972,425</u>
<b>TOTAL INVESTMENTS</b>		<u><u>\$ 1,165,271,678</u></u>

The recorded position of the pools for Lone Star and TexPool are measured at amortized cost as these pools meet the requirements of GASB Statement No. 79. The recorded position of the pools for Texas CLASS and TexStar are measured at net asset value and are designed to approximate the share value.

**TARRANT COUNTY, TEXAS  
NOTES TO COMBINED FINANCIAL STATEMENTS  
FOR THE ELEVEN (11) MONTHS ENDED 8/31/2023**

**V. CAPITAL ASSETS:**

A summary of the Governmental Funds' capital assets follows:

	Balance October 1, 2022	Additions	Disposals/ Adjustments	Balance August 31, 2023
Land and land improvements	\$ 67,142,366.95	\$ 4,287,999.60	\$ -	\$ 71,430,366.55
Construction in progress	46,806,486.11	4,680,450.86	-	51,486,936.97
Software in development	29,206,600.71	1,759,435.75	(26,894,508.66)	4,071,527.80
Buildings and improvements	513,394,280.01	12,917,447.41	-	526,311,727.42
Right to use building	7,178,207.36	112,998.98	-	7,291,206.34
Furnishings and equipment	106,174,791.57	7,995,872.47	(8,584,211.15)	105,586,452.89
Software	62,665,863.19	847,368.20	26,894,508.66	90,407,740.05
Infrastructure	136,902,456.13	-	-	136,902,456.13
	<u>\$ 969,471,052.03</u>	<u>\$ 32,601,573.27</u>	<u>\$ (8,584,211.15)</u>	<u>\$ 993,488,414.15</u>

**VI. SCHEDULE OF OUTSTANDING BONDED DEBT:**

	AMOUNT	INTEREST RATES
2015 - Limited Tax Refunding & Improvement Bonds	6,755,000	5.00%
2015A - Limited Tax Refunding & Improvement Bonds	22,710,000	1.97%
2016 - Limited Tax Refunding Bonds	33,655,000	1.48%
2017 - Limited Tax Refunding Bonds	25,405,000	2.13%
2022A - Limited Tax Refunding Bonds	28,420,000	3.10%
2022B - Limited Tax Refunding Bonds	45,640,000	3.13%
2022 - Limited Tax Bonds	213,535,000	4.00% to 5.00%
Total Outstanding Bonded Debt	<u>\$ 376,120,000</u>	

Arbitrage provisions of the Internal Revenue Tax Act of 1986 require the County to rebate excess arbitrage earnings from bond proceeds to the federal government. This amount was estimated to be \$0 as of September 30, 2022.

**VII. CONTINGENCIES:**

The County is self-insured for workers' compensation, automobile bodily injury and property damage, comprehensive general liability and all self-insured retentions for existing policies. At August 31, 2023, \$16,431,450 has been accrued, based on an actuarial assessment, to provide for potential losses resulting from pending or threatened litigation, asserted claims and claims incurred but not reported.





**TARRANT COUNTY, TEXAS  
CAPITAL PROJECT FUNDS  
FUND DESCRIPTIONS**

**FUND 45100 - NON-DEBT CAPITAL FUND**

This fund was established to account for capital acquisitions funded from County auction proceeds, operating transfers from general fund, gas signing bonuses and gas royalties.

**FUND 45400 – CAPITAL REPLACEMENT FUND**

This fund was established to account for long-term planning replacement of capital assets.

**FUND 45500 – COURT FACILITY FUND**

This fund was established pursuant to State statutes, to account for the collection and expenditure of monies collected from filing fees for the construction, renovation, or improvement of facilities that house the courts.

**FUND 47600 – 2006 BOND ELECTION FUND**

This fund was established to account for the expenditure of the proceeds of General Obligation Bonds issued to fund capital acquisitions originally approved by the voters.

**FUND 47700 – 2006 BOND ELECTION-TRANSPORTATION FUND**

This fund was established to account for the expenditure of the proceeds of General Obligation Bonds issued to fund transportation projects originally approved by the voters.

**FUND 47800 – 2021 BOND ELECTION-TRANSPORTATION FUND**

This fund was established to account for the expenditure of the proceeds of General Obligation Bonds issued to fund transportation projects originally approved by the voters.

**TARRANT COUNTY, TEXAS**  
**COMBINING BALANCE SHEET**  
**CAPITAL PROJECTS FUNDS**  
**AS OF 8/31/2023**


<u>COMBINED TOTAL</u>		<u>NON-DEBT CAPITAL</u>	<u>CAPITAL REPLACEMENT FUND</u>	<u>COURT FACILITY FUND</u>
<b>ASSETS</b>				
\$439,714,464.70	CASH AND INVESTMENTS	\$113,744,286.39	\$69,424,478.88	\$1,329,401.72
<u>\$439,714,464.70</u>	<b>TOTAL ASSETS</b>	<u>\$113,744,286.39</u>	<u>\$69,424,478.88</u>	<u>\$1,329,401.72</u>
<b>LIABILITIES AND FUND BALANCES</b>				
<b>LIABILITIES:</b>				
\$3,346,420.30	ACCOUNTS PAYABLE	\$1,200,571.37	\$11,117.08	\$0.00
<u>5,425.56</u>	OTHER LIABILITIES	<u>5,425.56</u>	<u>0.00</u>	<u>0.00</u>
3,351,845.86	<b>TOTAL LIABILITIES</b>	1,205,996.93	11,117.08	0.00
<b>FUND BALANCES:</b>				
<u>436,362,618.84</u>	FUND BALANCES	<u>112,538,289.46</u>	<u>69,413,361.80</u>	<u>1,329,401.72</u>
<u>\$439,714,464.70</u>	<b>TOTAL LIABILITIES AND FUND BALANCES</b>	<u>\$113,744,286.39</u>	<u>\$69,424,478.88</u>	<u>\$1,329,401.72</u>

<u>2006 BOND ELECTION</u>	<u>2006 BOND ELECTION TRANSPORTATION</u>	<u>2021 BOND ELECTION TRANSPORTATION</u>
<u>\$3,791,401.43</u>	<u>\$20,213,427.64</u>	<u>\$231,211,468.64</u>
<u>\$3,791,401.43</u>	<u>\$20,213,427.64</u>	<u>\$231,211,468.64</u>
\$1,990,121.00	\$19,266.85	\$125,344.00
<u>0.00</u>	<u>0.00</u>	<u>0.00</u>
1,990,121.00	19,266.85	125,344.00
<u>1,801,280.43</u>	<u>20,194,160.79</u>	<u>231,086,124.64</u>
<u>\$3,791,401.43</u>	<u>\$20,213,427.64</u>	<u>\$231,211,468.64</u>

**TARRANT COUNTY, TEXAS**  
**COMBINING STATEMENT OF REVENUES AND EXPENDITURES**  
**AND CHANGES IN FUND BALANCE**  
**CAPITAL PROJECTS FUNDS**  
**FOR THE ELEVEN (11) MONTHS ENDED 8/31/2023**

<u>COMBINED TOTAL</u>		<u>NON-DEBT CAPITAL</u>	<u>CAPITAL REPLACEMENT FUND</u>	<u>COURT FACILITY FUND</u>
	<b>REVENUES:</b>			
\$747,321.46	FEES OF OFFICE	\$0.00	\$0.00	\$747,321.46
16,811,994.62	INVESTMENT INCOME	4,363,065.85	1,825,490.96	39,167.79
<u>1,107,859.68</u>	MISCELLANEOUS	<u>1,107,859.68</u>	<u>0.00</u>	<u>0.00</u>
18,667,175.76	TOTAL REVENUES	5,470,925.53	1,825,490.96	786,489.25
	<b>EXPENDITURES:</b>			
<u>32,478,466.99</u>	CAPITAL/CONSTRUCTION	<u>21,820,456.77</u>	<u>1,640,595.40</u>	<u>5,610.00</u>
<u>32,478,466.99</u>	TOTAL EXPENDITURES	<u>21,820,456.77</u>	<u>1,640,595.40</u>	<u>5,610.00</u>
(13,811,291.23)	EXCESS (DEFICIT) OF REVENUES OVER EXPENDITURES	(16,349,531.24)	184,895.56	780,879.25
	<b>OTHER FINANCING SOURCES (USES):</b>			
<u>90,211,593.37</u>	OPERATING TRANSFERS IN	<u>35,773,797.37</u>	<u>54,437,796.00</u>	<u>0.00</u>
76,400,302.14	EXCESS (DEFICIT ) OF REVENUES AND OPERATING TRANSFERS OVER EXPENDITURES	19,424,266.13	54,622,691.56	780,879.25
	<b>FUND BALANCE (DEFICIT):</b>			
<u>359,962,316.70</u>	BEGINNING OF PERIOD	<u>93,114,023.33</u>	<u>14,790,670.24</u>	<u>548,522.47</u>
<u><u>\$436,362,618.84</u></u>	END OF PERIOD	<u><u>\$112,538,289.46</u></u>	<u><u>\$69,413,361.80</u></u>	<u><u>\$1,329,401.72</u></u>

<u>2006</u> <u>BOND</u> <u>ELECTION</u>	<u>2006</u> <u>BOND ELECTION</u> <u>TRANSPORTATION</u>	<u>2021</u> <u>BOND ELECTION</u> <u>TRANSPORTATION</u>
\$0.00	\$0.00	\$0.00
159,486.27	911,180.73	9,513,603.02
<u>0.00</u>	<u>0.00</u>	<u>0.00</u>
159,486.27	911,180.73	9,513,603.02
<u>334,507.51</u>	<u>3,960,093.77</u>	<u>4,717,203.54</u>
<u>334,507.51</u>	<u>3,960,093.77</u>	<u>4,717,203.54</u>
(175,021.24)	(3,048,913.04)	4,796,399.48
<u>0.00</u>	<u>0.00</u>	<u>0.00</u>
(175,021.24)	(3,048,913.04)	4,796,399.48
<u>1,976,301.67</u>	<u>23,243,073.83</u>	<u>226,289,725.16</u>
<u>\$1,801,280.43</u>	<u>\$20,194,160.79</u>	<u>\$231,086,124.64</u>



**TARRANT COUNTY, TEXAS  
OTHER GOVERNMENTAL FUNDS  
FUND DESCRIPTION**

**FUND 24100 - LAW LIBRARY FUND**

This fund was established, pursuant to State statutes, to account for the collection and expenditure of monies collected in civil cases supporting the Tarrant County Law Library.

**FUND 25100 - VEHICLE INVENTORY TAX FUND**

This fund was established, pursuant to State statutes, to account for any interest earnings generated from the vehicle inventory tax, which the collector shall retain to defray the cost of collecting this tax. The Tax Assessor has discretion over the use of this fund.

**RECORDS PRESERVATION AND TECHNOLOGY FUNDS**

These funds were established, pursuant to State statutes, to account for the collection and expenditure of monies collected for the preservation and automation of County records. These funds are further described on page 29.

**FUND 24200 - EDUCATION FUND**

This fund was established, pursuant to State statutes, to account for the collection and expenditure of monies collected to provide for the continuing education of those officials and employees associated with the probate courts and certain law enforcement offices.

**FUND T0400 - PUBLIC HEALTH FUND**

The Tarrant County Hospital District provides funding for the operation of the Tarrant County Health Department in an effort to aggregate the cost of health service to Tarrant County residents. This funding arrangement began in 1999. These costs were previously paid from the County's General fund. This fund also includes the Medicaid 1115 Waiver, this waiver is to enhance access to health care, increase the quality of care, improve the cost-effectiveness of care provided and better serve the health of the patients and their families.

**FUND 22300 - CONSUMER HEALTH FUND**

This fund was established, pursuant to State statutes, to account for the collection of food permit fees and expenditures incurred in connection with issuing permits and conducting inspections.

**COURT DESIGNATED FUNDS**

These funds were established to account for the collection and expenditures of court ordered fees, pursuant to State statutes. These funds are further described on page 35.

**FUNDS (D6200, D8700-D8900) - DISTRICT ATTORNEY CONTRACTS**

These funds are used to account for monies collected by the District Attorney which are used in the investigation of criminal activities. These monies consist primarily of fees for bad checks and forfeited monies resulting from narcotics related convictions.

**FUNDS (S4300-S9700) – SHERIFF CONTRACTS**

These funds are used to account for monies collected by activities in the Sheriff Department. These activities include fees from operation of the jail commissary which are used for the benefit of the jail inmates. Some of these funds are the custody of the Sheriff. Monies are also collected from forfeitures resulting from narcotics related activities.

**FUNDS (G1100,T0500-T9900) – MISCELLANEOUS CONTRACTS**

These funds are used to account for monies received by Tarrant County as contributions for specified purposes.



**TARRANT COUNTY, TEXAS**  
**COMBINING BALANCE SHEET**  
**OTHER GOVERNMENTAL FUNDS**  
**AS OF 8/31/2023**

<u>COMBINED TOTAL</u>		<u>LAW LIBRARY</u>	<u>VEHICLE INVENTORY TAX</u>	<u>RECORDS PRESERVATION &amp; TECHNOLOGY FUNDS</u>	<u>EDUCATION</u>
<b>ASSETS</b>					
\$116,899,222.26	CASH AND INVESTMENTS	\$1,701,706.10	\$3,145,216.33	\$26,092,563.13	\$199,043.44
3,969,141.77	OTHER RECEIVABLES	0.00	0.00	0.00	0.00
<u>561,670.83</u>	PREPAID EXPENSES AND INVENTORY	<u>208.90</u>	<u>0.00</u>	<u>6,109.03</u>	<u>0.00</u>
<u>\$121,430,034.86</u>	<b>TOTAL ASSETS</b>	<u>\$1,701,915.00</u>	<u>\$3,145,216.33</u>	<u>\$26,098,672.16</u>	<u>\$199,043.44</u>
<b>LIABILITIES AND FUND BALANCES</b>					
<b>LIABILITIES:</b>					
\$1,334,806.39	ACCOUNTS PAYABLE	\$7,119.47	\$0.00	\$831,178.98	\$5,677.38
870,786.54	OTHER LIABILITIES	16,897.00	1,926.18	60,563.85	0.00
129,117.20	DUE TO OTHER FUNDS	0.00	0.00	0.00	0.00
<u>458,973.04</u>	UNEARNED REVENUE	<u>0.00</u>	<u>0.00</u>	<u>0.00</u>	<u>0.00</u>
2,793,683.17	<b>TOTAL LIABILITIES</b>	<u>24,016.47</u>	<u>1,926.18</u>	<u>891,742.83</u>	<u>5,677.38</u>
<b>FUND BALANCES:</b>					
<u>118,636,351.69</u>	<b>FUND BALANCES</b>	<u>1,677,898.53</u>	<u>3,143,290.15</u>	<u>25,206,929.33</u>	<u>193,366.06</u>
<u>\$121,430,034.86</u>	<b>TOTAL LIABILITIES AND FUND BALANCES</b>	<u>\$1,701,915.00</u>	<u>\$3,145,216.33</u>	<u>\$26,098,672.16</u>	<u>\$199,043.44</u>

<u>PUBLIC HEALTH</u>	<u>CONSUMER HEALTH</u>	<u>COURT DESIGNATED FUNDS</u>	<u>DISTRICT ATTORNEY CONTRACTS</u>	<u>SHERIFF CONTRACTS</u>	<u>MISCELLANEOUS CONTRACTS</u>
\$51,211,641.71	\$428,425.82	\$4,349,436.70	\$1,995,540.45	\$5,093,829.15	\$22,681,819.43
3,801,266.55	0.00	0.00	0.00	833.36	167,041.86
25,457.15	0.00	0.00	0.00	279,895.75	250,000.00
<u>\$55,038,365.41</u>	<u>\$428,425.82</u>	<u>\$4,349,436.70</u>	<u>\$1,995,540.45</u>	<u>\$5,374,558.26</u>	<u>\$23,098,861.29</u>
\$161,770.95	\$201.16	\$1,206.13	\$21,530.58	\$48,110.29	\$258,011.45
464,351.30	24,210.64	21,995.42	0.00	73,223.40	207,618.75
0.00	0.00	0.00	0.00	0.00	129,117.20
0.00	0.00	0.00	0.00	0.00	458,973.04
<u>626,122.25</u>	<u>24,411.80</u>	<u>23,201.55</u>	<u>21,530.58</u>	<u>121,333.69</u>	<u>1,053,720.44</u>
<u>54,412,243.16</u>	<u>404,014.02</u>	<u>4,326,235.15</u>	<u>1,974,009.87</u>	<u>5,253,224.57</u>	<u>22,045,140.85</u>
<u>\$55,038,365.41</u>	<u>\$428,425.82</u>	<u>\$4,349,436.70</u>	<u>\$1,995,540.45</u>	<u>\$5,374,558.26</u>	<u>\$23,098,861.29</u>

**TARRANT COUNTY, TEXAS**  
**COMBINING STATEMENT OF REVENUES AND EXPENDITURES**  
**AND CHANGES IN FUND BALANCE**  
**OTHER GOVERNMENTAL FUNDS**  
**FOR THE ELEVEN (11) MONTHS ENDED 8/31/2023**

<u>COMBINED TOTAL</u>		<u>LAW LIBRARY</u>	<u>VEHICLE INVENTORY TAX</u>	<u>RECORDS PRESERVATION &amp; TECHNOLOGY FUNDS</u>	<u>EDUCATION</u>
	<b>REVENUES:</b>				
\$209,870.45	TAXES & LICENSES	\$0.00	\$202,870.45	\$0.00	\$0.00
20,350,448.79	FEES OF OFFICE	1,345,132.42	512,870.24	4,529,667.95	26,813.30
27,016,786.81	INTERGOVERNMENTAL	0.00	0.00	0.00	71,462.64
4,715,538.09	INVESTMENT INCOME	62,988.40	101,628.01	1,093,567.50	0.00
5,322,597.63	MISCELLANEOUS	44,973.96	61,110.80	492.41	0.00
57,615,241.77	<b>TOTAL REVENUES</b>	1,453,094.78	878,479.50	5,623,727.86	98,275.94
	<b>EXPENDITURES:</b>				
	<b>CURRENT:</b>				
7,880,698.32	GENERAL GOVERNMENT	0.00	47,253.91	5,289,320.04	0.00
8,776,137.58	PUBLIC SAFETY	0.00	0.00	0.00	174,523.19
3,024,289.87	JUDICIAL	203,147.18	0.00	971,146.67	26,712.35
34,193,904.78	COMMUNITY SERVICES	857,202.37	0.00	0.00	0.00
715,725.29	CAPITAL/CONSTRUCTION	12,968.10	7,351.30	91,771.32	0.00
219,947.14	DEBT SERVICE	0.00	0.00	43,541.63	0.00
54,810,702.98	<b>TOTAL EXPENDITURES</b>	1,073,317.65	54,605.21	6,395,779.66	201,235.54
2,804,538.79	EXCESS (DEFICIT) OF REVENUES OVER EXPENDITURES	379,777.13	823,874.29	(772,051.80)	(102,959.60)
	<b>OTHER FINANCING SOURCES (USES):</b>				
3,426,508.58	OPERATING TRANSFERS IN	0.00	0.00	0.00	0.00
(1,606,200.25)	OPERATING TRANSFERS OUT	0.00	0.00	(514,680.62)	0.00
81,359.28	LEASES (AS LESSEE)	0.00	0.00	0.00	0.00
4,706,206.40	<b>EXCESS (DEFICIT ) OF REVENUES AND OPERATING TRANSFERS OVER EXPENDITURES</b>	379,777.13	823,874.29	(1,286,732.42)	(102,959.60)
	<b>FUND BALANCES:</b>				
113,930,145.29	BEGINNING OF PERIOD	1,298,121.40	2,319,415.86	26,493,661.75	296,325.66
\$118,636,351.69	<b>END OF PERIOD</b>	\$1,677,898.53	\$3,143,290.15	\$25,206,929.33	\$193,366.06

<u>PUBLIC HEALTH</u>	<u>CONSUMER HEALTH</u>	<u>COURT DESIGNATED FUNDS</u>	<u>DISTRICT ATTORNEY CONTRACTS</u>	<u>SHERIFF CONTRACTS</u>	<u>MISCELLANEOUS CONTRACTS</u>
\$0.00	\$0.00	\$0.00	\$0.00	\$0.00	\$7,000.00
1,094,649.18	907,406.70	2,783,166.71	930.00	0.00	9,149,812.29
21,079,182.50	0.00	209,090.33	0.00	0.00	5,657,051.34
2,122,705.95	15,213.02	151,995.37	72,621.29	215,273.48	879,545.07
354.16	0.00	0.00	728,930.17	2,947,343.27	1,539,392.86
<u>24,296,891.79</u>	<u>922,619.72</u>	<u>3,144,252.41</u>	<u>802,481.46</u>	<u>3,162,616.75</u>	<u>17,232,801.56</u>
118,129.34	0.00	484,105.65	0.00	0.00	1,941,889.38
0.00	0.00	0.00	0.00	3,845,975.79	4,755,638.60
0.00	0.00	537,094.06	444,393.70	0.00	841,795.91
19,568,930.45	884,110.16	82,500.00	0.00	0.00	12,801,161.80
212,789.70	0.00	6,407.91	62,140.62	76,331.16	245,965.18
109,405.84	0.00	0.00	0.00	66,999.67	0.00
<u>20,009,255.33</u>	<u>884,110.16</u>	<u>1,110,107.62</u>	<u>506,534.32</u>	<u>3,989,306.62</u>	<u>20,586,450.87</u>
4,287,636.46	38,509.56	2,034,144.79	295,947.14	(826,689.87)	(3,353,649.31)
0.00	0.00	0.00	0.00	0.00	3,426,508.58
0.00	0.00	(1,091,519.63)	0.00	0.00	0.00
<u>81,359.28</u>	<u>0.00</u>	<u>0.00</u>	<u>0.00</u>	<u>0.00</u>	<u>0.00</u>
4,368,995.74	38,509.56	942,625.16	295,947.14	(826,689.87)	72,859.27
<u>50,043,247.42</u>	<u>365,504.46</u>	<u>3,383,609.99</u>	<u>1,678,062.73</u>	<u>6,079,914.44</u>	<u>21,972,281.58</u>
<u>\$54,412,243.16</u>	<u>\$404,014.02</u>	<u>\$4,326,235.15</u>	<u>\$1,974,009.87</u>	<u>\$5,253,224.57</u>	<u>\$22,045,140.85</u>



**TARRANT COUNTY, TEXAS  
RECORDS PRESERVATION FUNDS  
FUND DESCRIPTION**

**FUND 21100 - RECORDS PRESERVATION & AUTOMATION FUND - FILINGS**

This fund was established, pursuant to State statutes, to account for the collection and expenditure of monies collected from filing fees to allow for the preservation and automation of County records. The County Clerk has discretion over the use of this fund.

**FUND 21200 - RECORDS PRESERVATION & AUTOMATION FUND - CONVICTIONS**

This fund was established, pursuant to State statutes, to account for the collection and expenditure of monies collected in court for the preservation and automation of County records.

**FUND 21300 - RECORDS PRESERVATION & RESTORATION FUND**

This fund was established, pursuant to State statutes, to account for the collection and expenditure of monies collected from filing fees for the preservation and restoration of County records.

**FUND 21400 - COURT RECORD PRESERVATION FUND**

This fund was established, pursuant to State statutes, to account for the collection and expenditure of monies collected from filing fees for the preservation and restoration of County records.

**FUND 21500 – DISTRICT COURT RECORDS TECHNOLOGY (ARCHIVE) FUND**

This fund was established, pursuant to State statutes, to account for the collection and expenditure of monies collected from filing fees for the preservation and restoration of district court records archives.

**FUND 21600 – DISTRICT CLERK RECORDS MANAGEMENT AND PRESERVATION FUND**

This fund was established, pursuant to State statutes, to account for the collection and expenditure of monies collected from filing fees for the records management and preservation services by the court clerk.

**TARRANT COUNTY, TEXAS  
COMBINING BALANCE SHEET  
RECORD PRESERVATION  
AS OF 8/31/2023**

<u>COMBINED TOTAL</u>		<u>RECORDS PRESERVATION &amp; AUTOMATION -FILINGS</u>	<u>RECORDS PRESERVATION &amp; AUTOMATION -CONVICTIONS</u>	<u>RECORDS PRESERVATION &amp; RESTORATION</u>
<b>ASSETS</b>				
\$26,092,563.13	CASH AND INVESTMENTS	\$11,059,275.33	\$66,721.26	\$12,936,996.21
<u>6,109.03</u>	PREPAID EXPENSES AND INVENTORY	<u>0.00</u>	<u>0.00</u>	<u>6,109.03</u>
<u>\$26,098,672.16</u>	<b>TOTAL ASSETS</b>	<u>\$11,059,275.33</u>	<u>\$66,721.26</u>	<u>\$12,943,105.24</u>
<b>LIABILITIES AND FUND BALANCES</b>				
<b>LIABILITIES:</b>				
\$831,178.98	ACCOUNTS PAYABLE	\$32,946.53	\$1,621.96	\$796,610.49
<u>60,563.85</u>	OTHER LIABILITIES	<u>32,076.74</u>	<u>0.00</u>	<u>10,074.07</u>
891,742.83	<b>TOTAL LIABILITIES</b>	65,023.27	1,621.96	806,684.56
<b>FUND BALANCES:</b>				
<u>25,206,929.33</u>	<b>FUND BALANCES</b>	<u>10,994,252.06</u>	<u>65,099.30</u>	<u>12,136,420.68</u>
<u>\$26,098,672.16</u>	<b>TOTAL LIABILITIES AND FUND BALANCES</b>	<u>\$11,059,275.33</u>	<u>\$66,721.26</u>	<u>\$12,943,105.24</u>

<u>COURT RECORD PRESERVATION</u>	<u>DISTRICT COURT RECORDS TECHNOLOGY (ARCHIVE)</u>	<u>DISTRICT CLERK RECORDS MANAGEMENT &amp; PRESERVATION</u>
\$530,448.50	\$113,618.31	\$1,385,503.52
<u>0.00</u>	<u>0.00</u>	<u>0.00</u>
<u>\$530,448.50</u>	<u>\$113,618.31</u>	<u>\$1,385,503.52</u>
\$0.00	\$0.00	\$0.00
<u>8,912.83</u>	<u>0.00</u>	<u>9,500.21</u>
8,912.83	0.00	9,500.21
<u>521,535.67</u>	<u>113,618.31</u>	<u>1,376,003.31</u>
<u>\$530,448.50</u>	<u>\$113,618.31</u>	<u>\$1,385,503.52</u>



**TARRANT COUNTY, TEXAS**  
**COMBINING STATEMENT OF REVENUES AND EXPENDITURES**  
**AND CHANGES IN FUND BALANCE**  
**RECORDS PRESERVATION**  
**FOR THE ELEVEN (11) MONTHS ENDED 8/31/2023**

<u>COMBINED TOTAL</u>		<u>RECORDS PRESERVATION &amp; AUTOMATION -FILINGS</u>	<u>RECORDS PRESERVATION &amp; AUTOMATION -CONVICTIONS</u>	<u>RECORDS PRESERVATION RESTORATION</u>
	<b>REVENUES:</b>			
\$4,529,667.95	FEES OF OFFICE	\$2,193,500.61	\$20,488.88	\$1,423,053.00
1,093,567.50	INVESTMENT INCOME	451,528.71	2,162.10	554,164.56
492.41	MISCELLANEOUS	447.89	6.50	38.02
5,623,727.86	<b>TOTAL REVENUES</b>	2,645,477.21	22,657.48	1,977,255.58
	<b>EXPENDITURES:</b>			
	<b>CURRENT:</b>			
5,289,320.04	GENERAL GOVERNMENT	1,544,321.81	0.00	3,744,998.23
971,146.67	JUDICIAL	332,845.17	0.00	0.00
91,771.32	CAPITAL/CONSTRUCTION	91,771.32	0.00	0.00
43,541.63	DEBT SERVICE	0.00	0.00	43,541.63
6,395,779.66	<b>TOTAL EXPENDITURES</b>	1,968,938.30	0.00	3,788,539.86
(772,051.80)	<b>EXCESS (DEFICIT) OF REVENUES OVER EXPENDITURES</b>	676,538.91	22,657.48	(1,811,284.28)
	<b>OTHER FINANCING SOURCES (USES):</b>			
(514,680.62)	<b>OPERATING TRANSFERS OUT</b>	(257,340.31)	0.00	0.00
(1,286,732.42)	<b>EXCESS (DEFICIT ) OF REVENUES AND OPERATING TRANSFERS OVER EXPENDITURES</b>	419,198.60	22,657.48	(1,811,284.28)
	<b>FUND BALANCES:</b>			
26,493,661.75	<b>BEGINNING OF PERIOD</b>	10,575,053.46	42,441.82	13,947,704.96
\$25,206,929.33	<b>END OF PERIOD</b>	\$10,994,252.06	\$65,099.30	\$12,136,420.68

<u>COURT RECORD PRESERVATION</u>	<u>DISTRICT COURT RECORDS TECHNOLOGY (ARCHIVE)</u>	<u>DISTRICT CLERK RECORDS MANAGEMENT &amp; PRESERVATION</u>
\$14,203.80	\$14,499.41	\$863,922.25
35,959.86	4,442.26	45,310.01
0.00	0.00	0.00
<u>50,163.66</u>	<u>18,941.67</u>	<u>909,232.26</u>
0.00	0.00	0.00
321,975.96	0.00	316,325.54
0.00	0.00	0.00
0.00	0.00	0.00
<u>321,975.96</u>	<u>0.00</u>	<u>316,325.54</u>
(271,812.30)	18,941.67	592,906.72
<u>(257,340.31)</u>	<u>0.00</u>	<u>0.00</u>
(529,152.61)	18,941.67	592,906.72
<u>1,050,688.28</u>	<u>94,676.64</u>	<u>783,096.59</u>
<u>\$521,535.67</u>	<u>\$113,618.31</u>	<u>\$1,376,003.31</u>



**TARRANT COUNTY, TEXAS  
COURT DESIGNATED FUNDS  
FUND DESCRIPTION**

**FUND 22100 - COURTHOUSE SECURITY FUND**

This fund was established, pursuant to State statutes, to account for the collection of Courthouse security fees assessed in court cases. Revenue is subsequently transferred to the general fund where expenditures for Courthouse security are recorded.

**FUND 22400 – JUVENILE DELINQUENCY PREVENTION FUND**

This fund was established, pursuant to State statutes, to account for the collection of a fee related to graffiti court cases. The revenues in this fund are to be used to repair damages, provide educational and intervention programs, and provide rewards to the public for aiding in the apprehension and prosecution of offenders who commit graffiti offenses.

**FUND 22500 - ALTERNATIVE DISPUTE RESOLUTION SYSTEM (ADRS)**

This fund was established, pursuant to State statutes, to account for an alternative dispute resolution system for the peaceable and expeditious resolution of citizen disputes.

**FUND 22600 – PROBATE CONTRIBUTIONS FUND**

This fund was established, pursuant to State statutes, to account for the collection of a fee under Section 51.704. The revenues in this fund are to be used for court-related purposes for the support of the statutory probate courts.

**FUND 24300 - APPELLATE JUDICIAL SYSTEM FUND**

This fund was established, pursuant to State statutes, to account for the collection and expenditure of monies collected in civil cases to provide for a portion of the operational costs of the Court of Appeals.

**FUND 22700 – JUSTICE COURT TECHNOLOGY FUND**

This fund was established, pursuant to State statutes, to account for the collection and expenditure of monies to provide for technology in the justice of the peace courts.

**FUND 22800 – JUSTICE COURT BUILDING SECURITY FUND**

This fund was established, pursuant to State statutes, to account for the collection and expenditure of monies to provide for security in the justice court buildings.

**FUND 22900 – CHILD ABUSE PREVENTION FUND**

This fund was established, pursuant to State statutes, to account for the collection and expenditure of monies to provide for child abuse prevention programs.

**FUND 23000 – FAMILY PROTECTION FUND**

This fund was established, pursuant to State statutes, to account for the collection and expenditure of monies to provide for family protection services.

**FUND 23100 – GUARDIANSHIP FUND**

This fund was established, pursuant to State statutes, to account for the collection and expenditure of monies to provide compensation of a guardian ad litem, an attorney ad litem, and/or fund local guardianship programs for indigent incapacitated persons.

**FUND 23200 – DRUG AND ALCOHOL COURT FUND**

This fund was established, pursuant to State statutes, to account for the collection and expenditure of monies to provide for drug and alcohol court program.

**FUND 23300 – COUNTY AND DISTRICT COURT TECHNOLOGY FUND**

This fund was established, pursuant to State statutes, to account for the collection and expenditure of monies to provide for county and district court technology.

**TARRANT COUNTY, TEXAS  
COURT DESIGNATED FUNDS  
FUND DESCRIPTION**

**FUND 23400 – SPECIALTY COURT FUND**

This fund was established, pursuant to State statutes, to account for the collection and expenditure of monies to provide for eligible specialty court programs.

**FUND 23500 – TRUANCY PREVENTION AND DIVERSION FUND**

This fund was established, pursuant to State statutes, to account for the collection and expenditure of monies to provide for a juvenile case manager and implement programs to prevent or reduce juvenile referrals to the court.

**FUND 23600 – LANGUAGE ACCESS FUND**

This fund was established, pursuant to State statutes, to account for the collection and expenditure of monies to provide language access services for individuals appearing before the court or receiving court services.



**TARRANT COUNTY, TEXAS  
COMBINING BALANCE SHEET  
COURT DESIGNATED FUNDS  
AS OF 8/31/2023**

<u>COMBINED TOTAL</u>		<u>COURTHOUSE SECURITY</u>	<u>JUVENILE DELINQUENCY PREVENTION</u>	<u>ADRS</u>	<u>PROBATE CONTRIBUTION FUND</u>	<u>APPELLATE JUDICIAL SYSTEM</u>	<u>JUSTICE COURT TECHNOLOGY FUND</u>
<b>ASSETS</b>							
<u>\$4,349,436.70</u>	CASH AND INVESTMENTS	<u>\$0.00</u>	<u>\$3,005.04</u>	<u>\$2,168,272.40</u>	<u>\$932,601.97</u>	<u>\$40,628.55</u>	<u>\$234,316.66</u>
<u>\$4,349,436.70</u>	<b>TOTAL ASSETS</b>	<u>\$0.00</u>	<u>\$3,005.04</u>	<u>\$2,168,272.40</u>	<u>\$932,601.97</u>	<u>\$40,628.55</u>	<u>\$234,316.66</u>
<b>LIABILITIES AND FUND BALANCES</b>							
<b>LIABILITIES:</b>							
<u>\$1,206.13</u>	ACCOUNTS PAYABLE	<u>\$0.00</u>	<u>\$0.00</u>	<u>\$1,206.13</u>	<u>\$0.00</u>	<u>\$0.00</u>	<u>\$0.00</u>
<u>21,995.42</u>	OTHER LIABILITIES	<u>0.00</u>	<u>0.00</u>	<u>11,992.15</u>	<u>2,438.57</u>	<u>2,763.66</u>	<u>0.00</u>
<u>23,201.55</u>	<b>TOTAL LIABILITIES</b>	<u>0.00</u>	<u>0.00</u>	<u>13,198.28</u>	<u>2,438.57</u>	<u>2,763.66</u>	<u>0.00</u>
<b>FUND BALANCES:</b>							
<u>4,326,235.15</u>	FUND BALANCES	<u>0.00</u>	<u>3,005.04</u>	<u>2,155,074.12</u>	<u>930,163.40</u>	<u>37,864.89</u>	<u>234,316.66</u>
<u>\$4,349,436.70</u>	<b>TOTAL LIABILITIES AND FUND BALANCES</b>	<u>\$0.00</u>	<u>\$3,005.04</u>	<u>\$2,168,272.40</u>	<u>\$932,601.97</u>	<u>\$40,628.55</u>	<u>\$234,316.66</u>


JUSTICE COURT BLDG SECURITY FUND	CHILD ABUSE PREVENTION FUND	FAMILY PROTECTION FUND	GUARDIANSHIP FUND	DRUG & ALCOHOL COURT	COUNTY AND DISTRICT COURT TECHNOLOGY FUND	SPECIALTY COURT FUND	TRUANCY PREVENTION & DIVERSION FUND	LANGUAGE ACCESS FUND
\$0.00	\$28,094.26	\$106.94	\$132,734.86	\$93,424.12	\$236,989.30	\$81,914.69	\$109,295.99	\$288,051.92
<u>\$0.00</u>	<u>\$28,094.26</u>	<u>\$106.94</u>	<u>\$132,734.86</u>	<u>\$93,424.12</u>	<u>\$236,989.30</u>	<u>\$81,914.69</u>	<u>\$109,295.99</u>	<u>\$288,051.92</u>
\$0.00	\$0.00	\$0.00	\$0.00	\$0.00	\$0.00	\$0.00	\$0.00	\$0.00
0.00	0.00	0.00	0.00	0.00	0.00	4,801.04	0.00	0.00
0.00	0.00	0.00	0.00	0.00	0.00	4,801.04	0.00	0.00
0.00	28,094.26	106.94	132,734.86	93,424.12	236,989.30	77,113.65	109,295.99	288,051.92
<u>\$0.00</u>	<u>\$28,094.26</u>	<u>\$106.94</u>	<u>\$132,734.86</u>	<u>\$93,424.12</u>	<u>\$236,989.30</u>	<u>\$81,914.69</u>	<u>\$109,295.99</u>	<u>\$288,051.92</u>



**TARRANT COUNTY, TEXAS**  
**COMBINING STATEMENT OF REVENUES AND EXPENDITURES**  
**AND CHANGES IN FUND BALANCE**  
**COURT DESIGNATED FUNDS**  
**FOR THE ELEVEN (11) MONTHS ENDED 8/31/2023**

COMBINED TOTAL		COURTHOUSE SECURITY	JUVENILE DELINQUENCY PREVENTION	ADRS	PROBATE CONTRIBUTION FUND	APPELLATE JUDICIAL SYSTEM	JUSTICE COURT TECHNOLOGY FUND
<b>REVENUES:</b>							
\$2,783,166.71	FEES OF OFFICE	\$1,083,685.96	\$0.00	\$866,562.73	\$0.00	\$187,224.26	\$25,941.40
209,090.33	INTERGOVERNMENTAL	0.00	0.00	0.00	209,090.33	0.00	0.00
151,995.37	INVESTMENT INCOME	0.00	121.83	78,063.13	33,362.64	1,448.83	9,034.86
0.00	MISCELLANEOUS	0.00	0.00	0.00	0.00	0.00	0.00
<u>3,144,252.41</u>	<b>TOTAL REVENUES</b>	<u>1,083,685.96</u>	<u>121.83</u>	<u>944,625.86</u>	<u>242,452.97</u>	<u>188,673.09</u>	<u>34,976.26</u>
<b>EXPENDITURES:</b>							
<b>CURRENT:</b>							
484,105.65	GENERAL GOVERNMENT	0.00	0.00	374,105.65	0.00	0.00	0.00
537,094.06	JUDICIAL	0.00	0.00	0.00	123,707.07	173,311.36	0.00
82,500.00	COMMUNITY SERVICES	0.00	0.00	0.00	0.00	0.00	0.00
6,407.91	CAPITAL/CONSTRUCTION	0.00	0.00	0.00	0.00	0.00	522.91
<u>1,110,107.62</u>	<b>TOTAL EXPENDITURES</b>	<u>0.00</u>	<u>0.00</u>	<u>374,105.65</u>	<u>123,707.07</u>	<u>173,311.36</u>	<u>522.91</u>
2,034,144.79	EXCESS (DEFICIT) OF REVENUES OVER EXPENDITURES	1,083,685.96	121.83	570,520.21	118,745.90	15,361.73	34,453.35
<b>OTHER FINANCING SOURCES (USES):</b>							
(1,091,519.63)	OPERATING TRANSFERS OUT	(1,083,685.96)	0.00	0.00	0.00	0.00	0.00
942,625.16	EXCESS (DEFICIT) OF REVENUES AND OPERATING TRANSFERS OVER EXPENDITURES	0.00	121.83	570,520.21	118,745.90	15,361.73	34,453.35
<b>FUND BALANCES:</b>							
3,383,609.99	BEGINNING OF PERIOD	0.00	2,883.21	1,584,553.91	811,417.50	22,503.16	199,863.31
<u>\$4,326,235.15</u>	<b>END OF PERIOD</b>	<u>\$0.00</u>	<u>\$3,005.04</u>	<u>\$2,155,074.12</u>	<u>\$930,163.40</u>	<u>\$37,864.89</u>	<u>\$234,316.66</u>

JUSTICE COURT BLDG SECURITY FUND	CHILD ABUSE PREVENTION FUND	FAMILY PROTECTION FUND	GUARDIANSHIP FUND	DRUG & ALCOHOL COURT	COUNTY AND DISTRICT COURT TECHNOLOGY FUND	SPECIALTY COURT FUND	TRUANCY PREVENTION & DIVERSION FUND	LANGUAGE ACCESS FUND
\$7,833.67	\$8,489.60	\$105.00	\$113,410.73	\$7,260.70	\$27,914.67	\$136,679.50	\$30,006.57	\$288,051.92
0.00	0.00	0.00	0.00	0.00	0.00	0.00	0.00	0.00
0.00	1,723.32	1.94	5,974.67	5,398.39	9,127.19	3,776.54	3,962.03	0.00
0.00	0.00	0.00	0.00	0.00	0.00	0.00	0.00	0.00
7,833.67	10,212.92	106.94	119,385.40	12,659.09	37,041.86	140,456.04	33,968.60	288,051.92
0.00	0.00	0.00	110,000.00	0.00	0.00	0.00	0.00	0.00
0.00	5,000.00	0.00	0.00	58,185.00	0.00	171,890.63	5,000.00	0.00
0.00	82,500.00	0.00	0.00	0.00	0.00	0.00	0.00	0.00
0.00	0.00	0.00	0.00	0.00	5,885.00	0.00	0.00	0.00
0.00	87,500.00	0.00	110,000.00	58,185.00	5,885.00	171,890.63	5,000.00	0.00
7,833.67	(77,287.08)	106.94	9,385.40	(45,525.91)	31,156.86	(31,434.59)	28,968.60	288,051.92
(7,833.67)	0.00	0.00	0.00	0.00	0.00	0.00	0.00	0.00
0.00	(77,287.08)	106.94	9,385.40	(45,525.91)	31,156.86	(31,434.59)	28,968.60	288,051.92
0.00	105,381.34	0.00	123,349.46	138,950.03	205,832.44	108,548.24	80,327.39	0.00
\$0.00	\$28,094.26	\$106.94	\$132,734.86	\$93,424.12	\$236,989.30	\$77,113.65	\$109,295.99	\$288,051.92



**TARRANT COUNTY, TEXAS  
ENTERPRISE FUNDS  
FUND DESCRIPTIONS**

**FUND 51100 – RESOURCE CONNECTION**

This fund was established to account for activities of the Resource Connection.

**FUND 51200 – OIL & GAS ROYALTY FUND**

This fund was established to account for proceeds from the lease of County mineral rights on the Resource Connection campus.

**TARRANT COUNTY, TEXAS**  
**STATEMENT OF NET POSITION**  
**ENTERPRISE FUNDS**  
**AS OF 8/31/2023**

COMBINED TOTAL		RESOURCE CONNECTION	OIL & GAS ROYALTY
<b>ASSETS</b>			
\$4,616,269.21	CASH AND INVESTMENTS	\$2,711,973.49	\$1,904,295.72
2,799,661.45	OTHER RECEIVABLES (NET)	2,799,661.45	0.00
7,075.00	PREPAID EXPENSES & INVENTORY	7,075.00	0.00
3,456,405.15	FIXED ASSETS (NET)	3,016,551.91	439,853.24
10,879,410.81	TOTAL ASSETS	8,535,261.85	2,344,148.96
<b>DEFERRED OUTFLOWS OF RESOURCES</b>			
110,089.00	PENSION CONTRIBUTIONS AFTER MEASUREMENT DATE	110,089.00	0.00
5,462.00	DIFFERENCE IN EXPECTED & ACTUAL PENSION EXPERIENCE	5,462.00	0.00
175,908.00	CHANGES IN PENSION ASSUMPTIONS	175,908.00	0.00
1,280.00	DIFFERENCE IN EXPECTED & ACTUAL OPEB EXPERIENCE	1,280.00	0.00
83,322.00	CHANGES IN OPEB ASSUMPTIONS	83,322.00	0.00
25,625.00	OPEB CONTRIBUTIONS AFTER MEASUREMENT DATE	25,625.00	0.00
401,686.00	TOTAL DEFERRED OUTFLOWS OF RESOURCES	401,686.00	0.00
<b>LIABILITIES</b>			
54,456.40	ACCOUNTS PAYABLE	54,456.40	0.00
37,224.46	OTHER LIABILITIES	37,224.46	0.00
29,564.46	UNEARNED REVENUE	29,564.46	0.00
69,472.00	NET PENSION LIABILITY	69,472.00	0.00
692,349.00	OTHER POST EMPLOYMENT BENEFIT LIABILITY	692,349.00	0.00
117,329.13	COMPENSATED ABSENCES	117,329.13	0.00
1,000,395.45	TOTAL LIABILITIES	1,000,395.45	0.00
<b>DEFERRED INFLOWS OF RESOURCES</b>			
14,257.00	DIFFERENCE IN EXPECTED & ACTUAL PENSION EXPERIENCE	14,257.00	0.00
583,380.00	DIFFERENCE IN PROJECTED & ACTUAL PENSION EARNINGS	583,380.00	0.00
14,112.00	CHANGES IN PENSION ASSUMPTIONS	14,112.00	0.00
96,257.00	DIFFERENCE IN EXPECTED & ACTUAL OPEB EXPERIENCE	96,257.00	0.00
68,462.00	CHANGES IN OPEB ASSUMPTIONS	68,462.00	0.00
2,842,720.36	DEFERRED LEASE INFLOW	2,842,720.36	0.00
3,619,188.36	TOTAL DEFERRED INFLOWS OF RESOURCES	3,619,188.36	0.00
<b>NET POSITION</b>			
6,661,513.00	NET POSITION	4,317,364.04	2,344,148.96
\$6,661,513.00	TOTAL NET POSITION	\$4,317,364.04	\$2,344,148.96

**TARRANT COUNTY, TEXAS**  
**COMBINING STATEMENT OF REVENUES, EXPENSES**  
**AND CHANGES IN FUND NET POSITION**  
**ENTERPRISE FUNDS**  
**FOR THE ELEVEN (11) MONTHS ENDED 8/31/2023**

COMBINED TOTAL		RESOURCE CONNECTION	OIL & GAS ROYALTY
	<b>OPERATING REVENUES:</b>		
\$3,099,644.84	BUILDING RENTALS	\$3,099,644.84	\$0.00
153,669.74	OTHER REVENUES	15,519.67	138,150.07
3,253,314.58	TOTAL OPERATING REVENUES	3,115,164.51	138,150.07
	<b>OPERATING EXPENSES:</b>		
1,121,295.38	PERSONNEL	1,121,295.38	0.00
1,468,883.10	BUILDING AND EQUIPMENT	1,468,883.10	0.00
195,327.74	DEPRECIATION AND AMORTIZATION	131,086.81	64,240.93
50,021.33	INSURANCE PREMIUMS	50,021.33	0.00
202,855.04	OTHER EXPENSES	202,855.04	0.00
3,038,382.59	TOTAL OPERATING EXPENSES	2,974,141.66	64,240.93
214,931.99	OPERATING INCOME (LOSS)	141,022.85	73,909.14
	<b>NON-OPERATING REVENUE (EXPENSE):</b>		
221,745.82	INTEREST INCOME	146,681.32	75,064.50
436,677.81	NET INCOME (LOSS) BEFORE TRANSFERS	287,704.17	148,973.64
	<b>OPERATING TRANSFERS:</b>		
0.00	OPERATING TRANSFERS IN	0.00	0.00
0.00	OPERATING TRANSFERS OUT	0.00	0.00
436,677.81	NET INCOME (LOSS)	287,704.17	148,973.64
	<b>NET POSITION:</b>		
6,224,835.19	BEGINNING OF PERIOD	4,029,659.87	2,195,175.32
\$6,661,513.00	END OF PERIOD	\$4,317,364.04	\$2,344,148.96



**TARRANT COUNTY, TEXAS  
INTERNAL SERVICE FUNDS  
FUND DESCRIPTIONS**

**FUND 61500 - SELF INSURANCE FUND**

This fund was established to account for expenditures of bond proceeds received in fiscal year 1998 for the county self insured general liability claims.

**FUND 61900 - WORKERS COMPENSATION**

This fund was established to account for workers compensation claims. Prior to the establishment of fund 615, this fund was used for general liability and automobile/property damage claims.

**FUND 62100 - COUNTY CLERK PROFESSIONAL LIABILITY FUND**

This fund was established to account for the County Clerk's errors and omissions self insurance.

**FUND 62200 - DISTRICT CLERK PROFESSIONAL LIABILITY FUND**

This fund was established to account for the District Clerk's errors and omissions self insurance.

**FUND 65100 - EMPLOYEE BENEFITS FUND**

This fund was established to account for Tarrant County employee benefits.



**TARRANT COUNTY, TEXAS**  
**STATEMENT OF NET POSITION**  
**INTERNAL SERVICE FUNDS**  
**AS OF 8/31/2023**


<u>COMBINED TOTAL</u>		<u>SELF INSURANCE</u>	<u>WORKERS COMPENSATION</u>	<u>COUNTY CLERK PROFESSIONAL LIABILITY</u>
<b>ASSETS</b>				
\$57,435,720.59	CASH AND INVESTMENTS	\$12,465,261.21	\$5,408,091.98	\$752,561.80
31,911.58	OTHER RECEIVABLES	3,590.26	0.00	0.00
<u>339,367.00</u>	PREPAID EXPENSES AND INVENTORY	<u>0.00</u>	<u>140,000.00</u>	<u>0.00</u>
<u>57,806,999.17</u>	TOTAL ASSETS	<u>12,468,851.47</u>	<u>5,548,091.98</u>	<u>752,561.80</u>
<b>LIABILITIES</b>				
730,452.78	ACCOUNTS PAYABLE	71,816.85	48,006.66	0.00
21,031,944.20	OTHER LIABILITIES	2,234,722.43	14,281,050.00	0.00
<u>116,527.13</u>	UNEARNED REVENUE	<u>0.00</u>	<u>0.00</u>	<u>0.00</u>
<u>21,878,924.11</u>	TOTAL LIABILITIES	<u>2,306,539.28</u>	<u>14,329,056.66</u>	<u>0.00</u>
<b>NET POSITION</b>				
<u>35,928,075.06</u>	NET POSITION	<u>10,162,312.19</u>	<u>(8,780,964.68)</u>	<u>752,561.80</u>
<u>\$35,928,075.06</u>	TOTAL NET POSITION	<u>\$10,162,312.19</u>	<u>(\$8,780,964.68)</u>	<u>\$752,561.80</u>

<u>DISTRICT CLERK PROFESSIONAL LIABILITY</u>	<u>EMPLOYEE BENEFITS</u>
\$419,898.88	\$38,389,906.72
0.00	28,321.32
<u>0.00</u>	<u>199,367.00</u>
<u>419,898.88</u>	<u>38,617,595.04</u>
1,710.00	608,919.27
0.00	4,516,171.77
<u>0.00</u>	<u>116,527.13</u>
<u>1,710.00</u>	<u>5,241,618.17</u>
<u>418,188.88</u>	<u>33,375,976.87</u>
<u>\$418,188.88</u>	<u>\$33,375,976.87</u>


**TARRANT COUNTY, TEXAS**  
**COMBINING STATEMENT OF REVENUES, EXPENSES**  
**AND CHANGES IN FUND NET POSITION**  
**INTERNAL SERVICE FUNDS**  
**FOR THE ELEVEN (11) MONTHS ENDED 8/31/2023**

<u>COMBINED TOTAL</u>		<u>SELF INSURANCE</u>	<u>WORKERS COMPENSATION</u>	<u>COUNTY CLERK PROFESSIONAL LIABILITY</u>
	<b>OPERATING REVENUES:</b>			
\$22,614,505.07	USER FEES	\$0.00	\$0.00	\$5.00
53,980,902.01	COUNTY CONTRIBUTIONS	0.00	3,061,292.32	0.00
3,373,268.11	OTHER REVENUES	26,135.41	96,732.03	0.00
79,968,675.19	TOTAL OPERATING REVENUES	26,135.41	3,158,024.35	5.00
	<b>OPERATING EXPENSES:</b>			
18,521.30	BUILDING AND EQUIPMENT	16,125.90	0.00	0.00
75,016,363.96	SELF INSURANCE CLAIMS	691,156.13	2,660,973.41	0.00
6,540,905.83	INSURANCE PREMIUMS	0.00	0.00	0.00
4,315,724.14	ADMINISTRATION	0.00	0.00	0.00
1,492,236.65	OTHER EXPENSES	187,756.77	432,990.34	0.00
87,383,751.88	TOTAL OPERATING EXPENSES	895,038.80	3,093,963.75	0.00
(7,415,076.69)	OPERATING INCOME (LOSS)	(868,903.39)	64,060.60	5.00
	<b>NON-OPERATING REVENUE (EXPENSE):</b>			
2,370,272.15	INTEREST INCOME	496,783.48	205,333.74	30,510.60
(5,044,804.54)	NET INCOME (LOSS) BEFORE TRANSFERS	(372,119.91)	269,394.34	30,515.60
	<b>OPERATING TRANSFERS:</b>			
10,000,000.00	OPERATING TRANSFERS IN	10,000,000.00	0.00	0.00
0.00	OPERATING TRANSFERS OUT	0.00	0.00	0.00
4,955,195.46	NET INCOME (LOSS)	9,627,880.09	269,394.34	30,515.60
	<b>NET POSITION:</b>			
30,972,879.60	BEGINNING OF PERIOD	534,432.10	(9,050,359.02)	722,046.20
\$35,928,075.06	END OF PERIOD	\$10,162,312.19	(\$8,780,964.68)	\$752,561.80

<u>DISTRICT CLERK PROFESSIONAL LIABILITY</u>	<u>EMPLOYEE BENEFITS</u>
\$35.00	\$22,614,465.07
0.00	50,919,609.69
<u>0.00</u>	<u>3,250,400.67</u>
35.00	76,784,475.43
0.00	2,395.40
150,000.00	71,514,234.42
0.00	6,540,905.83
0.00	4,315,724.14
<u>17,458.35</u>	<u>854,031.19</u>
<u>167,458.35</u>	<u>83,227,290.98</u>
(167,423.35)	(6,442,815.55)
<u>22,636.60</u>	<u>1,615,007.73</u>
(144,786.75)	(4,827,807.82)
0.00	0.00
<u>0.00</u>	<u>0.00</u>
(144,786.75)	(4,827,807.82)
<u>562,975.63</u>	<u>38,203,784.69</u>
<u>\$418,188.88</u>	<u>\$33,375,976.87</u>



**TARRANT COUNTY**  
**BUDGETARY INFORMATION**



**TARRANT COUNTY, TEXAS**  
**SUMMARY BUDGET VERSUS ACTUAL (BUDGET BASIS) REVENUE AND EXPENDITURES**  
**TAX SUPPORTED FUNDS**  
**FOR THE ELEVEN (11) MONTHS ENDED 8/31/2023**

	CURRENT MONTH ACTUAL	YTD ACTUAL	BUDGET	PERCENT	LAST YEAR PERCENT
<b><u>GENERAL FUND</u></b>					
REVENUES:					
Taxes	\$326,552	\$506,051,087	\$505,760,379	OVER 100%	OVER 100%
Licenses	130,908	1,319,605	1,300,000	OVER 100%	OVER 100%
Fees of Office	3,395,241	70,013,649	69,802,751	OVER 100%	OVER 100%
Intergovernmental	1,970,078	30,366,836	28,159,038	OVER 100%	OVER 100%
Investment Income	2,425,286	26,474,430	9,101,900	OVER 100%	OVER 100%
Other Revenues	954,113	9,081,710	9,065,290	OVER 100%	OVER 100%
Transfers	214,166	1,091,520	928,000	OVER 100%	OVER 100%
Contingent			5,000,000		
Cash Carryforward		203,575,434	186,326,912		
	<u>\$9,416,344</u>	<u>\$847,974,271</u>	<u>\$815,444,270</u>	<u>OVER 100%</u>	<u>OVER 100%</u>
EXPENDITURES:					
Personnel	\$35,495,553	\$375,275,326	\$422,662,318	88.79%	87.79%
Other	9,832,122	124,522,006	158,930,333	78.35%	77.55%
Transfers	16,813,854	124,092,076	134,932,019	91.97%	91.21%
Grant Match and Subsidy	400,336	3,205,130	5,338,183	60.04%	30.48%
Undesignated			8,590,090		
Contingent			5,000,000		
Reserves			79,991,327		
	<u>\$62,541,864</u>	<u>\$627,094,538</u>	<u>\$815,444,270</u>	<u>76.90%</u>	<u>73.41%</u>
<b><u>ROAD &amp; BRIDGE FUND</u></b>					
REVENUES:					
Taxes	\$0	\$1	\$0	OVER 100%	OVER 100%
Fees of Office	1,721,190	17,779,110	18,320,000	97.05%	93.08%
Intergovernmental	1,600	57,968	56,000	OVER 100%	96.49%
Investment Income	86,456	691,597	280,000	OVER 100%	OVER 100%
Other Revenues	0	1,124,498	212,000	OVER 100%	OVER 100%
Transfers	1,255,036	13,805,390	15,060,427	91.67%	91.67%
Cash Carryforward		12,167,246	10,615,856		
	<u>\$3,064,282</u>	<u>\$45,625,809</u>	<u>\$44,544,283</u>	<u>OVER 100%</u>	<u>OVER 100%</u>
EXPENDITURES:					
Personnel	\$1,846,971	\$19,569,442	\$23,581,219	82.99%	83.90%
Other	1,394,214	11,513,065	19,313,196	59.61%	66.94%
Grant Match and Subsidy	0	34,019	1,111,445	3.06%	34.34%
Undesignated			538,423		
	<u>\$3,241,185</u>	<u>\$31,116,525</u>	<u>\$44,544,283</u>	<u>69.86%</u>	<u>75.79%</u>
<b><u>DEBT SERVICE FUND</u></b>					
REVENUES:					
Taxes	\$26,780	\$42,643,292	\$42,705,537	99.85%	OVER 100%
Investment Income	9,294	890,005	330,354	OVER 100%	OVER 100%
Other Revenues	0	25,857	0	OVER 100%	0.00%
Cash Carryforward		1,754,793	1,678,237		
	<u>\$36,074</u>	<u>\$45,313,947</u>	<u>\$44,714,128</u>	<u>OVER 100%</u>	<u>OVER 100%</u>
EXPENDITURES:					
Principal	\$0	\$28,240,000	\$28,240,000	100.00%	OVER 100%
Interest	0	14,964,127	14,964,128	100.00%	81.14%
Other Expenditures	4,450	7,200	10,000	72.00%	51.50%
Reserves			1,500,000		
	<u>\$4,450</u>	<u>\$43,211,327</u>	<u>\$44,714,128</u>	<u>96.64%</u>	<u>95.79%</u>



**TARRANT COUNTY, TEXAS  
GENERAL FUND FEES OF OFFICE ANALYSIS  
FOR THE ELEVEN (11) MONTHS ENDED 8/31/2023  
(BUDGET BASIS)**

<u>FEE OFFICE</u>	<u>ACTUAL REVENUE</u>	<u>ANNUAL BUDGET</u>	<u>PERCENT COLLECTED</u>	<u>LAST YEAR PERCENT</u>
Tax Assessor/Collector	\$42,849,374	\$42,736,351	OVER 100%	OVER 100%
County Clerk	11,011,727	11,661,700	94.43%	OVER 100%
Sheriff	376,432	470,500	80.01%	OVER 100%
Constable 1	682,561	650,000	OVER 100%	OVER 100%
Constable 2	1,127,657	925,000	OVER 100%	OVER 100%
Constable 3	506,370	500,000	OVER 100%	OVER 100%
Constable 4	362,957	400,000	90.74%	97.30%
Constable 5	658,320	510,000	OVER 100%	OVER 100%
Constable 6	541,461	400,000	OVER 100%	OVER 100%
Constable 7	834,507	650,000	OVER 100%	OVER 100%
Constable 8	957,177	820,000	OVER 100%	OVER 100%
District Clerk	4,196,621	4,380,000	95.81%	96.30%
Domestic Relations	939,396	1,118,700	83.97%	96.83%
District Attorney	99,561	100,000	99.56%	OVER 100%
Justice of Peace 1	175,630	180,000	97.57%	93.48%
Justice of Peace 2	318,251	260,000	OVER 100%	OVER 100%
Justice of Peace 3	134,726	125,000	OVER 100%	78.22%
Justice of Peace 4	158,991	140,000	OVER 100%	80.09%
Justice of Peace 5	211,012	165,000	OVER 100%	OVER 100%
Justice of Peace 6	180,641	202,000	89.43%	93.00%
Justice of Peace 7	293,346	250,000	OVER 100%	98.06%
Justice of Peace 8	233,570	200,000	OVER 100%	OVER 100%
County Courts	22,210	23,000	96.56%	OVER 100%
Elections	1,125	1,500	74.98%	OVER 100%
Medical Examiner	2,689,009	2,585,000	OVER 100%	OVER 100%
Other	<u>451,020</u>	<u>349,000</u>	<u>OVER 100%</u>	<u>OVER 100%</u>
<b>TOTAL</b>	<u><u>\$70,013,649</u></u>	<u><u>\$69,802,751</u></u>	<u>OVER 100%</u>	<u>OVER 100%</u>

RATABLE COLLECTION PERCENTAGE

91.67%

**TARRANT COUNTY, TEXAS  
BUDGET REPORT  
FOR THE ELEVEN (11) MONTHS ENDED 8/31/2023**

<b>GENERAL FUND</b>	<b>CURRENT MONTH EXPENDITURES</b>	<b>ENCUMBRANCES AND COMMITMENTS</b>	<b>TOTAL EXPENDITURES &amp; COMMITMENTS</b>	<b>TOTAL BUDGET</b>	<b>UNEXPENDED BUDGET</b>	<b>% BUDGET USED</b>
County Judge	93,333.46	4,623.34	934,094.67	1,070,944.00	136,849.33	87.22%
County Administrator	306,451.08	4,915.53	3,044,051.92	3,538,145.00	494,093.08	86.04%
Non-Departmental	17,932,422.84	165,205.27	138,183,069.16	149,758,657.00	11,575,587.84	92.27%
Auditor	686,721.26	10,919.24	7,660,576.48	8,479,091.00	818,514.52	90.35%
Budget/Risk Management	132,021.21	213.00	1,286,172.51	1,568,058.00	281,885.49	82.02%
Tax Assessor / Collector	1,343,423.72	289,352.31	15,426,314.08	18,141,795.00	2,715,480.92	85.03%
Elections Administration	1,187,982.75	266,329.06	7,918,968.48	10,832,207.00	2,913,238.52	73.11%
Information Technology	3,002,973.99	1,954,141.98	44,484,758.08	54,102,119.00	9,617,360.92	82.22%
Human Resources	328,066.34	46,527.94	3,337,764.08	4,293,274.00	955,509.92	77.74%
Purchasing	241,721.86	1,868.14	2,473,485.50	2,856,188.00	382,702.50	86.60%
Facilities	511,750.70	237,441.29	5,675,732.71	6,504,495.00	828,762.29	87.26%
Sheriff	5,088,891.75	360,250.91	53,257,766.27	59,469,700.00	6,211,933.73	89.55%
Sheriff - Confinement	9,287,090.66	2,155,991.55	101,338,696.67	108,551,896.00	7,213,199.33	93.36%
Constable Precinct 1	126,148.92	3,932.57	1,329,227.05	1,540,112.00	210,884.95	86.31%
Constable Precinct 2	129,230.69	103.01	1,344,994.25	1,448,023.00	103,028.75	92.88%
Constable Precinct 3	156,863.90	3,626.29	1,614,555.79	1,750,119.00	135,563.21	92.25%
Constable Precinct 4	98,218.88	2,304.88	1,045,294.32	1,243,752.00	198,457.68	84.04%
Constable Precinct 5	102,587.20	1,943.34	1,015,187.02	1,113,876.00	98,688.98	91.14%
Constable Precinct 6	96,121.01	460.99	981,766.58	1,093,454.00	111,687.42	89.79%
Constable Precinct 7	127,677.84	7,329.72	1,400,039.69	1,598,117.00	198,077.31	87.61%
Constable Precinct 8	136,357.89	1,132.83	1,306,590.89	1,481,019.00	174,428.11	88.22%
Medical Examiner	1,278,499.22	255,568.74	13,022,962.43	16,043,629.00	3,020,666.57	81.17%
Fire Marshal	44,406.14	-	451,486.54	481,009.00	29,522.46	93.86%
Community Supervision	286,744.18	-	3,424,548.65	4,503,000.00	1,078,451.35	76.05%
Juvenile Services	1,956,013.01	788,121.32	21,391,596.05	26,229,222.00	4,837,625.95	81.56%
Buildings	2,419,610.17	2,021,032.70	24,933,049.21	28,338,496.00	3,405,446.79	87.98%
17TH District Court	28,038.75	22.59	300,212.67	333,212.00	32,999.33	90.10%
48TH District Court	28,401.03	-	329,475.82	331,304.00	1,828.18	99.45%
67TH District Court	29,228.60	-	296,527.98	327,572.00	31,044.02	90.52%
96TH District Court	27,722.11	424.78	291,347.24	328,884.00	37,536.76	88.59%
141ST District Court	28,104.12	-	290,586.43	325,681.00	35,094.57	89.22%
153RD District Court	29,068.36	-	304,030.85	340,776.00	36,745.15	89.22%
236TH District Court	28,290.66	-	296,767.72	333,171.00	36,403.28	89.07%
342ND District Court	27,521.71	1,037.34	292,708.28	328,742.00	36,033.72	89.04%
348TH District Court	28,002.59	34.99	294,875.23	328,617.00	33,741.77	89.73%
352ND District Court	28,006.02	-	296,345.62	326,398.00	30,052.38	90.79%
Criminal District Court 1	255,336.02	204.00	2,120,573.39	2,477,563.00	356,989.61	85.59%
Criminal District Court 2	173,828.18	-	1,951,993.12	2,099,330.00	147,336.88	92.98%
Criminal District Court 3	193,503.39	18.05	1,828,719.50	2,075,539.00	246,819.50	88.11%
Criminal District Court 4	176,376.48	-	1,718,528.11	2,000,119.00	281,590.89	85.92%
213TH District Court	313,217.46	-	2,513,866.43	2,659,391.00	145,524.57	94.53%
297TH District Court	158,001.73	-	1,998,856.55	2,055,266.00	56,409.45	97.26%
371ST District Court	107,242.52	683.42	2,456,005.57	2,765,622.00	309,616.43	88.80%
372ND District Court	220,954.28	-	1,817,482.48	2,162,696.00	345,213.52	84.04%
396TH District Court	199,584.19	-	2,477,464.39	2,719,969.00	242,504.61	91.08%
432ND District Court	205,301.97	-	2,095,727.34	2,468,685.00	372,957.66	84.89%
485TH District Court	177,028.68	-	2,092,934.38	2,541,279.00	448,344.62	82.36%
Magistrate Court	271,542.21	463.62	2,654,121.62	2,700,289.00	46,167.38	98.29%
231ST District Court	164,623.19	-	1,225,427.22	1,131,987.00	(93,440.22)	100.00%
233RD District Court	210,583.08	-	1,643,628.63	1,946,541.00	302,912.37	84.44%
322ND District Court	116,775.55	-	912,945.55	1,086,919.00	173,973.45	83.99%
323RD District Court	198,667.88	1,000.00	1,931,608.23	3,624,639.00	1,693,030.77	53.29%
324TH District Court	92,427.17	336.68	875,593.17	1,180,619.00	305,025.83	74.16%
325TH District Court	92,412.03	8.00	939,800.17	1,115,609.00	175,808.83	84.24%
360TH District Court	145,524.63	359.60	1,308,088.93	1,488,985.00	180,896.07	87.85%
Special Judges	33,696.16	-	315,153.14	336,777.00	21,623.86	93.58%
Criminal Court Administration	478,218.10	8,321.42	4,917,295.37	4,760,600.00	(156,695.37)	100.00%
Grand Jury	20,358.62	-	214,569.49	238,336.00	23,766.51	90.03%
Criminal Attorney Appointment	54,781.45	-	566,985.27	655,482.00	88,496.73	86.50%
Criminal Mental Health Court	24,245.67	2,577.64	391,894.61	959,641.00	567,746.39	40.84%
County Court at Law #1	60,345.87	52.58	616,086.93	683,510.00	67,423.07	90.14%
County Court at Law #2	58,527.40	-	612,918.73	675,622.00	62,703.27	90.72%
County Court at Law #3	49,967.77	-	505,467.60	659,506.00	154,038.40	76.64%
County Criminal Court 1	114,213.68	31.98	1,099,418.48	1,157,512.00	58,093.52	94.98%

**TARRANT COUNTY, TEXAS  
BUDGET REPORT  
FOR THE ELEVEN (11) MONTHS ENDED 8/31/2023**

	CURRENT MONTH EXPENDITURES	ENCUMBRANCES AND COMMITMENTS	TOTAL EXPENDITURES ENCUMBRANCES & COMMITMENTS	TOTAL BUDGET	UNEXPENDED BUDGET	% BUDGET USED
<b>GENERAL FUND (cont'd)</b>						
County Criminal Court 2	100,640.19	-	1,098,004.02	1,237,504.00	139,499.98	88.73%
County Criminal Court 3	102,510.44	-	1,009,000.38	1,166,475.00	157,474.62	86.50%
County Criminal Court 4	101,771.06	211.97	972,956.68	1,191,931.00	218,974.32	81.63%
County Criminal Court 5	83,548.76	31,712.03	1,053,215.00	1,338,655.00	285,440.00	78.68%
County Criminal Court 6	90,790.29	-	959,153.30	1,090,373.00	131,219.70	87.97%
County Criminal Court 7	85,789.37	225.79	974,667.57	1,134,082.00	159,414.43	85.94%
County Criminal Court 8	107,387.62	103.38	924,866.98	1,111,698.00	186,831.02	83.19%
County Criminal Court 9	94,817.31	-	1,007,910.28	1,329,555.00	321,644.72	75.81%
County Criminal Court 10	83,369.98	-	880,891.33	1,007,442.00	126,550.67	87.44%
Probate Court 1	186,053.32	-	2,287,934.94	2,600,483.00	312,548.06	87.98%
Probate Court 2	159,327.85	290.44	2,067,289.02	2,337,327.00	270,037.98	88.45%
Justice of the Peace Pct 1	85,257.98	2,238.02	867,374.89	1,005,191.00	137,816.11	86.29%
Justice of the Peace Pct 2	88,609.55	5,012.47	888,383.46	1,032,018.00	143,634.54	86.08%
Justice of the Peace Pct 3	82,584.86	9,919.36	868,084.01	977,481.00	109,396.99	88.81%
Justice of the Peace Pct 4	70,134.90	5,241.49	736,819.46	863,559.00	126,739.54	85.32%
Justice of the Peace Pct 5	84,478.89	6,098.05	869,771.10	892,399.00	22,627.90	97.46%
Justice of the Peace Pct 6	79,680.75	5,615.04	826,668.94	958,846.00	132,177.06	86.21%
Justice of the Peace Pct 7	96,185.72	337.50	949,615.94	1,088,541.00	138,925.06	87.24%
Justice of the Peace Pct 8	80,700.57	6,392.97	857,950.69	1,037,940.00	179,989.31	82.66%
Crim District Attorney	4,129,609.09	101,664.13	43,601,179.68	49,109,178.00	5,507,998.32	88.78%
District Clerk	1,051,507.33	17,715.17	11,121,421.73	13,035,169.00	1,913,747.27	85.32%
County Clerk	1,095,800.80	50,956.47	11,765,255.23	14,269,500.00	2,504,244.77	82.45%
Domestic Relations	712,192.09	8,115.79	7,743,043.29	8,867,859.00	1,124,815.71	87.32%
Jury Services	155,248.41	25,941.78	1,922,123.56	2,195,641.00	273,517.44	87.54%
Courts / Judiciary	46,971.73	-	622,123.16	11,374,882.00	10,752,758.84	5.47%
Human Services	289,622.37	12,453.23	2,885,112.48	4,655,191.00	1,770,078.52	61.98%
Child Protective Services	518,625.00	745,042.60	2,424,931.64	2,552,876.00	127,944.36	94.99%
Public Assistance	30,609.00	72,334.61	1,319,151.25	1,491,994.00	172,842.75	88.42%
Texas AgriLife Extension	77,663.70	1,996.65	730,891.35	812,779.00	81,887.65	89.92%
Veterans Services	52,409.43	-	512,153.50	619,224.00	107,070.50	82.71%
Historical Commission	21,851.70	204.09	236,003.69	399,407.00	163,403.31	59.09%
Community Outreach	18,305.79	5,611,436.80	10,491,830.50	10,512,000.00	20,169.50	99.81%
Transportation	326,472.06	251,832.57	3,334,848.19	3,540,683.00	205,834.81	94.19%
<b>10010-2023 General Fund - Cash Match</b>						
Sheriff	-	-	34,781.00	39,842.00	5,061.00	87.30%
Criminal Court Administration	-	-	-	8,000.00	8,000.00	0.00%
Crim District Attorney	-	-	80,633.95	107,255.00	26,621.05	75.18%
Historical Commission	-	-	-	39,500.00	39,500.00	0.00%
<b>10020-2023 General Fund - Operating Subsidy</b>						
County Administrator	2,897.28	-	19,608.54	20,000.00	391.46	98.04%
Sheriff	3,917.58	-	49,053.20	99,356.00	50,302.80	49.37%
Juvenile Services	387,919.33	1,455.20	2,955,071.45	4,569,615.00	1,614,543.55	64.67%
Criminal Court Administration	-	-	10,382.72	75,000.00	64,617.28	13.84%
Crim District Attorney	5,602.16	-	55,598.78	199,720.00	144,121.22	27.84%
Historical Commission	-	-	-	39,500.00	39,500.00	0.00%
Community Outreach	-	-	-	64,395.00	64,395.00	0.00%
<b>SUBTOTAL</b>	<b>62,541,864.24</b>	<b>15,573,460.24</b>	<b>627,094,538.20</b>	<b>721,862,853.00</b>	<b>94,768,314.80</b>	<b>86.87%</b>
UNDESIGNATED				8,590,090.00	8,590,090.00	
CONTINGENT				5,000,000.00	5,000,000.00	
RESERVES				79,991,327.00	79,991,327.00	
<b>FUND TOTAL</b>	<b>\$ 62,541,864.24</b>	<b>\$ 15,573,460.24</b>	<b>\$ 627,094,538.20</b>	<b>\$ 815,444,270.00</b>	<b>\$ 188,349,731.80</b>	<b>76.90%</b>

**TARRANT COUNTY, TEXAS  
BUDGET REPORT  
FOR THE ELEVEN (11) MONTHS ENDED 8/31/2023**

	<u>CURRENT MONTH EXPENDITURES</u>	<u>ENCUMBRANCES AND COMMITMENTS</u>	<u>TOTAL EXPENDITURES &amp; COMMITMENTS</u>	<u>TOTAL BUDGET</u>	<u>UNEXPENDED BUDGET</u>	<u>% BUDGET USED</u>
<b>ROAD AND BRIDGE (26100)</b>						
Commissioner Precinct 1	1,367,554.74	1,015,869.18	8,509,762.62	11,595,402.00	3,085,639.38	73.39%
Commissioner Precinct 2	507,663.52	284,985.94	4,677,912.39	6,235,157.00	1,557,244.61	75.02%
Commissioner Precinct 3	314,589.18	53,587.51	4,307,404.59	5,568,926.00	1,261,521.41	77.35%
Commissioner Precinct 4	844,418.00	259,503.26	7,581,154.84	8,486,783.00	905,628.16	89.33%
Right of Way	23,799.81	-	3,436,534.90	6,304,483.00	2,867,948.10	54.51%
Transportation	163,727.02	260,030.67	2,215,369.19	4,241,164.00	2,025,794.81	52.23%
Road & Bridge Non-Department	19,432.81	2,106.00	354,368.14	462,500.00	108,131.86	76.62%
<b>26110-2023 Road &amp; Bridge Grant Match</b>						
Transportation	-	-	34,018.81	356,100.00	322,081.19	9.55%
<b>26110-2023 Road &amp; Bridge Operating Subsidy</b>						
Transportation	-	-	-	755,345.00	755,345.00	0.00%
SUBTOTAL	<u>3,241,185.08</u>	<u>1,876,082.56</u>	<u>31,116,525.48</u>	<u>44,005,860.00</u>	<u>12,889,334.52</u>	<u>70.71%</u>
UNDESIGNATED				538,423.00	538,423.00	
FUND TOTAL	<u>\$ 3,241,185.08</u>	<u>\$ 1,876,082.56</u>	<u>\$ 31,116,525.48</u>	<u>\$ 44,544,283.00</u>	<u>\$ 13,427,757.52</u>	<u>69.86%</u>
<b>DEBT SERVICE (32100)</b>						
Interest and Sinking	4,450.00	-	43,211,327.08	43,214,128.00	2,800.92	99.99%
RESERVES				1,500,000.00	1,500,000.00	
FUND TOTAL	<u>\$ 4,450.00</u>	<u>\$ -</u>	<u>\$ 43,211,327.08</u>	<u>\$ 44,714,128.00</u>	<u>\$ 1,502,800.92</u>	<u>96.64%</u>

**TARRANT COUNTY, TEXAS**  
**SPECIAL BUDGETS**  
**BUDGET VERSUS ACTUAL (BUDGET BASIS) REVENUE**  
**FOR THE ELEVEN (11) MONTHS ENDED 8/31/2023**

<b>FUND #</b>	<b>FUND NAME</b>	<b>ACTUAL REVENUE</b>	<b>BUDGETED REVENUE</b>	<b>PERCENT COLLECTED</b>
21100	Records Preservation/Automation-Filing	\$ 2,645,477	\$ 3,065,000	86.31%
21200	Records Preservation/Automation-Conviction	22,657	8,100	OVER 100%
21300	Records Preservation/Restoration	1,977,256	2,236,250	88.42%
21400	Court Record Preservation Fund	50,164	16,250	OVER 100%
21500	District Court Records Technology Fund	18,942	-	OVER 100%
21600	District Clerk Record Mgt & Preservation	909,232	720,500	OVER 100%
22100	Courthouse Security Fund	1,083,686	900,000	OVER 100%
22300	Consumer Health Fund	922,620	1,033,500	89.27%
22400	Juvenile Delinquency Prevention	122	53	OVER 100%
22500	Alternative Dispute Resolution	944,626	781,250	OVER 100%
22600	Probate Contributions Fund	242,453	94,000	OVER 100%
22700	Justice Court Technology Fund	34,976	33,050	OVER 100%
22800	Justice Court Building Security	7,834	8,960	87.43%
22900	Child Abuse Prevention Fund	10,213	9,750	OVER 100%
23000	Family Protection	107	-	OVER 100%
23100	Guardianship	119,385	121,750	98.06%
23200	Drug & Alcohol Court	12,659	1,760	OVER 100%
23300	County and District Court Technology Fund	37,042	34,500	OVER 100%
23400	Specialty Courts Fund	140,456	141,313	99.39%
23500	Truancy Prevention and Diversion Fund	33,969	31,000	OVER 100%
23600	Language Access	288,052	265,013	OVER 100%
24100	Law Library	1,453,095	1,277,500	OVER 100%
24200	Education Fund	98,276	99,462	98.81%
24300	Appellate Judicial System	188,673	160,438	OVER 100%
25100	Vehicle Inventory Tax	878,480	245,000	OVER 100%
45100	Non-Debt Capital	41,626,300	40,335,749	OVER 100%
45400	Capital Replacement Fund (Non-Debt)	56,263,287	59,841,232	94.02%
45500	Court Facility	786,489	658,750	OVER 100%
47600	2006 Bond Election - Buildings	159,486	31,500	OVER 100%
47700	2006 Bond Election - Transportation	911,181	175,000	OVER 100%
47800	2021 Bond Election - Transportation	9,513,603	3,500,000	OVER 100%
51100	Resource Connection	3,253,974	3,334,760	97.58%
51200	Oil & Gas Royalty Resource Connection	213,215	128,875	OVER 100%
61500	Self Insurance	10,522,919	10,150,000	OVER 100%
61900	Workers Compensation	3,363,358	3,382,500	99.43%
62100	County Clerk Professional Liability	30,516	12,565	OVER 100%
62200	District Clerk Professional Liability	22,672	9,590	OVER 100%
65100	Employee Group Insurance - Medical	78,399,483	85,385,996	91.82%
D6200	DA Restitution Collection Fee	930	-	OVER 100%
D8700	CDA State Forfeiture	771,890	23,625	OVER 100%
D8800	CDA Federal Forfeiture Justice Funds	29,662	1,575	OVER 100%
G1100	8TH Admin Judicial Region	119,856	139,709	85.79%
S8700	Sheriff's Inmate Commissary Fund	2,711,682	1,698,750	OVER 100%
S9300	Combined Narcotics Enforcement Team	163,062	400,000	40.77%
S9500	Sheriff Federal Forfeiture-Treasury Funds	159,124	2,100	OVER 100%
S9600	Sheriff Federal Forfeiture-Non DEA	80,866	3,763	OVER 100%
S9700	Sheriff Federal Forfeiture-Justice Funds	47,883	3,413	OVER 100%
T0400	Public Health	15,545,895	14,509,159	OVER 100%
T0450	Public Health 1115 Waiver	8,750,997	-	OVER 100%
T0500	Section 125 Forfeitures	61,233	26,250	OVER 100%
T0600	Children's Home Fund	3,771	2,260	OVER 100%
T0700	Bail Bond Board	9,088	8,588	OVER 100%
T0800	TDPRS - Title IVE	96,623	2,100	OVER 100%
T0900	Constable Forfeiture	893	350	OVER 100%
T1000	Juvenile Probation District	26,648	21,938	OVER 100%
T1100	Unclaimed Juvenile Restitution	480	200	OVER 100%
T1300	Deferred Prosecution Program	42,921	19,040	OVER 100%
T2000	Historical Commission	182	75	OVER 100%
T2100	Historical Commission Archives	1,779	1,110	OVER 100%
T2300	Cemetery Fund	1,749	721	OVER 100%

**TARRANT COUNTY, TEXAS**  
**SPECIAL BUDGETS**  
**BUDGET VERSUS ACTUAL (BUDGET BASIS) REVENUE**  
**FOR THE ELEVEN (11) MONTHS ENDED 8/31/2023**

<b>FUND #</b>	<b>FUND NAME</b>	<b>ACTUAL REVENUE</b>	<b>BUDGETED REVENUE</b>	<b>PERCENT COLLECTED</b>
T2600	Unclaimed Electric Coop Credits	79,131	24,500	OVER 100%
T2900	Fire Marshal Code	162,394	138,873	OVER 100%
T3000	DA - JPS Contract	621,320	677,804	91.67%
T3100	Emergency Services District #1	77,991	86,100	90.58%
T3300	CSCD Bond Supervision Unit	4,726,718	5,475,000	86.33%
T3400	Courts Drug Program	43,701	22,232	OVER 100%
T3700	Medical Examiner Conference Fund	1,126	438	OVER 100%
T4100	PMC Insured - 340B	9,488,544	9,310,000	OVER 100%
T5200	Miscellaneous Donations-Juvenile Probation	3,943	3,350	OVER 100%
T5350	Donations Emergency Management	310	128	OVER 100%
T5600	Miscellaneous Donations - Human Services	40,703	20,385	OVER 100%
T5640	Human Services - Reliant Energy	20,805	20,193	OVER 100%
T5642	Human Services - Cirro	20	17	OVER 100%
T5646	Human Services - Direct Energy	10,000	10,000	100.00%
T5700	Miscellaneous Donations-CPS	22,779	24,438	93.21%
T5800	Miscellaneous Donations-Health Dept	2,352	525	OVER 100%
T5960	Miscellaneous Donations-Veteran Court Program	10,089	10,053	OVER 100%
T6000	Miscellaneous Donations-Family Court	2,633	3,000	87.77%
T6100	Miscellaneous Donations-CRCG	22,203	700	OVER 100%
T6200	Miscellaneous Donations-Peace Officers Memorial	4,279	1,715	OVER 100%
T6500	ATTF Rental Assoc Donation	12	-	OVER 100%
T7000	Sheriff's Employee Recognition and Award	62	-	OVER 100%
T7100	Contract Elections	551,096	1,850,000	29.79%
T7300	Elections Chapter 19	118,465	-	OVER 100%
T8500	Opioid Epidemic Settlement	4,283,286	8,750	OVER 100%

**TARRANT COUNTY, TEXAS  
BUDGET REPORT  
FOR THE ELEVEN (11) MONTHS ENDED 8/31/2023**

	CURRENT MONTH EXPENDITURES	ENCUMBRANCES AND COMMITMENTS	TOTAL EXPENDITURES ENCUMBRANCES & COMMITMENTS	TOTAL BUDGET	UNEXPENDED BUDGET	% BUDGET USED
<b>RECORDS PRESERVATION &amp; AUTOMATION - FILINGS (21100)</b>						
County Clerk	203,932.90	81,012.38	2,159,531.70	13,238,233.00	11,078,701.30	16.31%
FUND TOTAL	<u>\$ 203,932.90</u>	<u>\$ 81,012.38</u>	<u>\$ 2,159,531.70</u>	<u>\$ 13,238,233.00</u>	<u>\$ 11,078,701.30</u>	<u>16.31%</u>
<b>RECORDS PRESERVATION &amp; AUTOMATION - CONVICTIONS (21200)</b>						
Information Technology	-	-	-	24,950.00	24,950.00	0.00%
FUND TOTAL	<u>\$ -</u>	<u>\$ -</u>	<u>\$ -</u>	<u>\$ 24,950.00</u>	<u>\$ 24,950.00</u>	<u>0.00%</u>
<b>RECORDS PRESERVATION &amp; RESTORATION (21300)</b>						
County Clerk	831,835.39	1,142,591.27	4,931,131.13	15,991,724.00	11,060,592.87	30.84%
FUND TOTAL	<u>\$ 831,835.39</u>	<u>\$ 1,142,591.27</u>	<u>\$ 4,931,131.13</u>	<u>\$ 15,991,724.00</u>	<u>\$ 11,060,592.87</u>	<u>30.84%</u>
<b>COURT RECORD PRESERVATION FUND (21400)</b>						
Non-Departmental	-	-	-	367,271.00	367,271.00	0.00%
Information Technology	-	-	257,341.00	257,341.00	-	100.00%
District Clerk	26,790.55	-	321,975.96	404,218.00	82,242.04	79.65%
FUND TOTAL	<u>\$ 26,790.55</u>	<u>\$ -</u>	<u>\$ 579,316.96</u>	<u>\$ 1,028,830.00</u>	<u>\$ 449,513.04</u>	<u>56.31%</u>
<b>DISTRICT COURT RECORD TECHNOLOGY FUND (21500)</b>						
District Clerk	-	-	-	81,740.00	81,740.00	0.00%
FUND TOTAL	<u>\$ -</u>	<u>\$ -</u>	<u>\$ -</u>	<u>\$ 81,740.00</u>	<u>\$ 81,740.00</u>	<u>0.00%</u>
<b>DISTRICT CLERK RECORD MANAGEMENT &amp; PRESERVATION FUND (21600)</b>						
District Clerk	28,878.39	-	304,551.26	1,375,169.00	1,070,617.74	22.15%
FUND TOTAL	<u>\$ 28,878.39</u>	<u>\$ -</u>	<u>\$ 304,551.26</u>	<u>\$ 1,375,169.00</u>	<u>\$ 1,070,617.74</u>	<u>22.15%</u>
<b>COURTHOUSE SECURITY FUND (22100)</b>						
Non-Departmental	213,418.43	-	1,083,685.96	1,162,000.00	78,314.04	100.00%
FUND TOTAL	<u>\$ 213,418.43</u>	<u>\$ -</u>	<u>\$ 1,083,685.96</u>	<u>\$ 1,162,000.00</u>	<u>\$ 78,314.04</u>	<u>100.00%</u>
<b>CONSUMER HEALTH FUND (22300)</b>						
Public Health	76,371.94	-	884,110.16	1,281,467.00	397,356.84	68.99%
FUND TOTAL	<u>\$ 76,371.94</u>	<u>\$ -</u>	<u>\$ 884,110.16</u>	<u>\$ 1,281,467.00</u>	<u>\$ 397,356.84</u>	<u>68.99%</u>
<b>JUVENILE DELINQUENCY PREVENTION (22400)</b>						
Juvenile Services	-	-	-	2,921.00	2,921.00	0.00%
FUND TOTAL	<u>\$ -</u>	<u>\$ -</u>	<u>\$ -</u>	<u>\$ 2,921.00</u>	<u>\$ 2,921.00</u>	<u>0.00%</u>

**TARRANT COUNTY, TEXAS  
BUDGET REPORT  
FOR THE ELEVEN (11) MONTHS ENDED 8/31/2023**

	CURRENT MONTH EXPENDITURES	ENCUMBRANCES AND COMMITMENTS	TOTAL EXPENDITURES ENCUMBRANCES & COMMITMENTS	TOTAL BUDGET	UNEXPENDED BUDGET	% BUDGET USED
<b>ADRS (22500)</b>						
County Administrator	35,602.59	7,311.00	381,117.66	2,247,606.00	1,866,488.34	16.96%
Buildings	-	-	-	55,000.00	55,000.00	0.00%
FUND TOTAL	<u>\$ 35,602.59</u>	<u>\$ 7,311.00</u>	<u>\$ 381,117.66</u>	<u>\$ 2,302,606.00</u>	<u>\$ 1,921,488.34</u>	<u>16.55%</u>
<b>PROBATE CONTRIBUTIONS FUND (22600)</b>						
Probate Court 1	4,840.72	-	62,600.18	480,000.00	417,399.82	13.04%
Probate Court 2	723.78	-	61,106.89	400,176.00	339,069.11	15.27%
FUND TOTAL	<u>\$ 5,564.50</u>	<u>\$ -</u>	<u>\$ 123,707.07</u>	<u>\$ 880,176.00</u>	<u>\$ 756,468.93</u>	<u>14.05%</u>
<b>JUSTICE COURT TECHNOLOGY FUND (22700)</b>						
Information Technology	467.92	-	522.91	213,794.00	213,271.09	0.24%
FUND TOTAL	<u>\$ 467.92</u>	<u>\$ -</u>	<u>\$ 522.91</u>	<u>\$ 213,794.00</u>	<u>\$ 213,271.09</u>	<u>0.24%</u>
<b>JUSTICE COURT BLDG SECURITY (22800)</b>						
Non-Departmental	747.10	-	7,833.67	8,960.00	1,126.33	87.43%
FUND TOTAL	<u>\$ 747.10</u>	<u>\$ -</u>	<u>\$ 7,833.67</u>	<u>\$ 8,960.00</u>	<u>\$ 1,126.33</u>	<u>87.43%</u>
<b>CHILD ABUSE PREVENTION FUND (22900)</b>						
Non-Departmental	-	-	-	26,697.00	26,697.00	0.00%
233RD District Court	-	-	5,000.00	5,000.00	-	100.00%
Public Health	-	-	82,500.00	82,500.00	-	100.00%
FUND TOTAL	<u>\$ -</u>	<u>\$ -</u>	<u>\$ 87,500.00</u>	<u>\$ 114,197.00</u>	<u>\$ 26,697.00</u>	<u>76.62%</u>
<b>GUARDIANSHIP (23100)</b>						
Non-Departmental	-	-	110,000.00	242,939.00	132,939.00	45.28%
FUND TOTAL	<u>\$ -</u>	<u>\$ -</u>	<u>\$ 110,000.00</u>	<u>\$ 242,939.00</u>	<u>\$ 132,939.00</u>	<u>45.28%</u>
<b>DRUG &amp; ALCOHOL COURT (23200)</b>						
360TH District Court	-	-	58,185.00	93,678.00	35,493.00	62.11%
Criminal Court Administration	-	-	-	5,000.00	5,000.00	0.00%
FUND TOTAL	<u>\$ -</u>	<u>\$ -</u>	<u>\$ 58,185.00</u>	<u>\$ 98,678.00</u>	<u>\$ 40,493.00</u>	<u>58.96%</u>
<b>COUNTY &amp; DISTRICT COURT TECHNOLOGY FUND (23300)</b>						
Information Technology	-	-	5,885.00	233,835.00	227,950.00	2.52%
FUND TOTAL	<u>\$ -</u>	<u>\$ -</u>	<u>\$ 5,885.00</u>	<u>\$ 233,835.00</u>	<u>\$ 227,950.00</u>	<u>2.52%</u>
<b>SPECIALTY COURTS FUND (23400)</b>						
360TH District Court	-	-	25,000.00	25,000.00	-	100.00%
Criminal Court Administration	14,113.46	-	146,890.63	191,999.00	45,108.37	76.51%
FUND TOTAL	<u>\$ 14,113.46</u>	<u>\$ -</u>	<u>\$ 171,890.63</u>	<u>\$ 216,999.00</u>	<u>\$ 45,108.37</u>	<u>79.21%</u>



**TARRANT COUNTY, TEXAS  
BUDGET REPORT  
FOR THE ELEVEN (11) MONTHS ENDED 8/31/2023**

	CURRENT MONTH EXPENDITURES	ENCUMBRANCES AND COMMITMENTS	TOTAL EXPENDITURES & COMMITMENTS	TOTAL BUDGET	UNEXPENDED BUDGET	% BUDGET USED
<b>TRUANCY PREVENTION AND DIVERSION FUND (23500)</b>						
233RD District Court	-	-	5,000.00	112,238.00	107,238.00	4.45%
FUND TOTAL	<u>\$ -</u>	<u>\$ -</u>	<u>\$ 5,000.00</u>	<u>\$ 112,238.00</u>	<u>\$ 107,238.00</u>	<u>4.45%</u>
<b>LANGUAGE ACCESS FUND (23600)</b>						
Non-Departmental	-	-	-	265,013.00	265,013.00	0.00%
FUND TOTAL	<u>\$ -</u>	<u>\$ -</u>	<u>\$ -</u>	<u>\$ 265,013.00</u>	<u>\$ 265,013.00</u>	<u>0.00%</u>
<b>LAW LIBRARY (24100)</b>						
Law Library	95,250.82	55,250.91	926,251.15	1,799,586.00	873,334.85	51.47%
Judicial Law Library	23,530.53	27,369.06	230,516.24	466,980.00	236,463.76	49.36%
FUND TOTAL	<u>\$ 118,781.35</u>	<u>\$ 82,619.97</u>	<u>\$ 1,156,767.39</u>	<u>\$ 2,266,566.00</u>	<u>\$ 1,109,798.61</u>	<u>51.04%</u>
<b>EDUCATION FUND (24200)</b>						
Sheriff	12,030.01	3,269.80	148,691.96	160,365.00	11,673.04	92.72%
Sheriff - Confinement	1,348.50	-	30,776.03	59,602.00	28,825.97	51.64%
Constable Precinct 1	-	-	340.00	1,295.00	955.00	26.25%
Constable Precinct 2	-	-	2,931.21	7,566.00	4,634.79	38.74%
Constable Precinct 3	-	-	2,503.93	3,074.00	570.07	81.46%
Constable Precinct 4	-	-	2,010.00	10,034.00	8,024.00	20.03%
Constable Precinct 5	895.00	-	2,212.10	8,202.00	5,989.90	26.97%
Constable Precinct 6	-	-	1,260.34	9,269.00	8,008.66	13.60%
Constable Precinct 7	350.00	-	1,568.12	8,930.00	7,361.88	17.56%
Constable Precinct 8	-	-	2,502.34	2,537.00	34.66	98.63%
Fire Marshal	-	-	-	652.00	652.00	0.00%
Probate Court 1	-	-	4,983.92	54,574.00	49,590.08	9.13%
Probate Court 2	-	-	2,237.19	48,920.00	46,682.81	4.57%
Crim District Attorney	-	-	2,713.20	2,716.00	2.80	99.90%
Courts / Judiciary	-	-	-	5,200.00	5,200.00	0.00%
FUND TOTAL	<u>\$ 14,623.51</u>	<u>\$ 3,269.80</u>	<u>\$ 204,730.34</u>	<u>\$ 382,936.00</u>	<u>\$ 178,205.66</u>	<u>53.46%</u>
<b>APPELLATE JUDICIAL SYSTEM (24300)</b>						
Appeals Court	16,134.77	-	173,311.36	185,438.00	12,126.64	93.46%
FUND TOTAL	<u>\$ 16,134.77</u>	<u>\$ -</u>	<u>\$ 173,311.36</u>	<u>\$ 185,438.00</u>	<u>\$ 12,126.64</u>	<u>93.46%</u>
<b>VEHICLE INVENTORY TAX (25100)</b>						
Tax Assessor / Collector	5,842.14	-	50,502.21	2,415,419.00	2,364,916.79	2.09%
FUND TOTAL	<u>\$ 5,842.14</u>	<u>\$ -</u>	<u>\$ 50,502.21</u>	<u>\$ 2,415,419.00</u>	<u>\$ 2,364,916.79</u>	<u>2.09%</u>
<b>NON-DEBT CAPITAL (45100)</b>						
County Judge	-	-	466.15	1,000.00	533.85	46.62%
County Administrator	2,772.66	8,512.70	44,713.31	62,350.00	17,636.69	71.71%
Non-Departmental	-	16,842.00	25,472.16	5,722,276.00	5,696,803.84	0.45%
Auditor	-	-	2,265.33	2,500.00	234.67	90.61%
Budget/Risk Management	-	152.99	3,027.91	4,000.00	972.09	75.70%
Tax Assessor / Collector	22,077.73	26,936.76	114,307.61	123,700.00	9,392.39	92.41%
Elections Administration	-	1,435.00	404,821.06	2,759,024.00	2,354,202.94	14.67%
Information Technology	165,273.13	2,510,298.87	6,535,710.85	16,024,353.00	9,488,642.15	40.79%
Human Resources	-	-	372.33	790.00	417.67	47.13%
Purchasing	-	691.68	3,547.56	7,263.00	3,715.44	48.84%
Facilities	2,021.15	412,796.96	812,929.49	943,078.00	130,148.51	86.20%

**TARRANT COUNTY, TEXAS  
BUDGET REPORT  
FOR THE ELEVEN (11) MONTHS ENDED 8/31/2023**

	CURRENT MONTH EXPENDITURES	ENCUMBRANCES AND COMMITMENTS	TOTAL EXPENDITURES & COMMITMENTS	TOTAL BUDGET	UNEXPENDED BUDGET	% BUDGET USED
<b>NON-DEBT CAPITAL (45100) (cont'd)</b>						
Sheriff	14,915.45	355,960.70	497,523.18	1,201,933.00	704,409.82	41.39%
Sheriff - Confinement	-	-	58,489.98	61,370.00	2,880.02	95.31%
Constable Precinct 1	-	-	4,440.40	4,708.00	267.60	94.32%
Constable Precinct 2	-	495.00	21,953.33	42,600.00	20,646.67	51.53%
Constable Precinct 3	-	7,311.36	25,199.96	33,000.00	7,800.04	76.36%
Constable Precinct 4	21,302.10	9,102.80	50,400.00	50,400.00	-	100.00%
Constable Precinct 5	396.08	1,098.40	37,495.15	46,780.00	9,284.85	80.15%
Constable Precinct 6	-	29,347.66	29,347.66	51,350.00	22,002.34	57.15%
Constable Precinct 7	-	43,200.11	43,200.11	43,320.00	119.89	99.72%
Constable Precinct 8	-	53,998.24	53,998.24	64,570.00	10,571.76	83.63%
Medical Examiner	-	-	40,318.88	368,755.00	328,436.12	10.93%
Community Supervision	-	-	8,838.22	24,452.00	15,613.78	36.15%
Juvenile Services	-	48,747.26	120,293.80	128,540.00	8,246.20	93.58%
Buildings	236,559.14	5,013,011.41	6,417,031.10	74,718,837.00	68,301,805.90	8.59%
322ND District Court	-	-	2,320.89	3,000.00	679.11	77.36%
324TH District Court	-	-	1,619.73	1,750.00	130.27	92.56%
325TH District Court	299.99	-	299.99	350.00	50.01	85.71%
360TH District Court	-	-	3,223.85	3,300.00	76.15	97.69%
Criminal Court Administration	2,205.42	12,338.09	27,264.17	89,050.00	61,785.83	30.62%
Grand Jury	-	-	-	5,400.00	5,400.00	0.00%
Probate Court 1	-	1,879.48	1,879.48	1,900.00	20.52	98.92%
Justice of the Peace Pct 1	-	-	5,928.60	6,024.00	95.40	98.42%
Justice of the Peace Pct 4	-	-	-	3,341.00	3,341.00	0.00%
Justice of the Peace Pct 5	1,007.50	-	1,007.50	1,072.00	64.50	93.98%
Justice of the Peace Pct 6	-	-	974.61	1,500.00	525.39	64.97%
Justice of the Peace Pct 7	-	-	872.50	877.00	4.50	99.49%
Crim District Attorney	26,712.14	-	59,141.66	61,625.00	2,483.34	95.97%
District Clerk	-	-	6,475.48	8,000.00	1,524.52	80.94%
County Clerk	266.92	1,049.98	46,197.86	82,608.00	36,410.14	55.92%
Domestic Relations	-	-	13,394.97	14,933.00	1,538.03	89.70%
Jury Services	-	-	1,442.07	1,500.00	57.93	96.14%
Courts / Judiciary	-	1,129.50	1,129.50	18,395.00	17,265.50	6.14%
Texas AgriLife Extension	-	-	339.00	339.00	-	100.00%
Historical Commission	-	147,770.00	147,770.00	171,400.00	23,630.00	86.21%
Commissioner Precinct 1	423,931.66	1,203,687.66	2,266,752.89	3,078,118.00	811,365.11	73.64%
Commissioner Precinct 2	1,391.02	1,110,639.49	1,227,983.95	4,274,889.00	3,046,905.05	28.73%
Commissioner Precinct 3	-	64,740.00	399,613.21	581,560.00	181,946.79	68.71%
Commissioner Precinct 4	27,470.23	204,429.33	1,731,403.71	2,770,453.00	1,039,049.29	62.50%
Transportation	(0.57)	593,526.22	868,984.02	916,353.00	47,368.98	94.83%
<b>FUND TOTAL</b>	<b>\$ 948,601.75</b>	<b>\$ 11,881,129.65</b>	<b>\$ 22,172,183.41</b>	<b>\$ 114,588,686.00</b>	<b>\$ 92,416,502.59</b>	<b>19.35%</b>

**CAPITAL REPLACEMENT FUND (NON-DEBT) (45400)**

Non-Departmental	-	-	-	505,206.00	505,206.00	0.00%
Information Technology	397,535.88	768,861.79	2,342,755.68	19,778,429.00	17,435,673.32	11.85%
Facilities	-	-	-	35,932,765.00	35,932,765.00	0.00%
Buildings	-	1,076,023.00	1,076,023.00	10,576,023.00	9,500,000.00	10.17%
Transportation	-	6,171,742.00	6,206,732.00	7,009,175.00	802,443.00	88.55%
<b>FUND TOTAL</b>	<b>\$ 397,535.88</b>	<b>\$ 8,016,626.79</b>	<b>\$ 9,625,510.68</b>	<b>\$ 73,801,598.00</b>	<b>\$ 64,176,087.32</b>	<b>13.04%</b>

**COURT FACILITY (45500)**

Facilities	4,575.00	112,520.00	118,130.00	1,164,975.00	1,046,845.00	10.14%
<b>FUND TOTAL</b>	<b>\$ 4,575.00</b>	<b>\$ 112,520.00</b>	<b>\$ 118,130.00</b>	<b>\$ 1,164,975.00</b>	<b>\$ 1,046,845.00</b>	<b>10.14%</b>

**TARRANT COUNTY, TEXAS  
BUDGET REPORT  
FOR THE ELEVEN (11) MONTHS ENDED 8/31/2023**

	CURRENT MONTH EXPENDITURES	ENCUMBRANCES AND COMMITMENTS	TOTAL EXPENDITURES & COMMITMENTS	TOTAL BUDGET	UNEXPENDED BUDGET	% BUDGET USED
<b>2006 BOND ELECTION-BUILDINGS (47600)</b>						
Non-Departmental Buildings	-	-	745.00	526,242.00	525,497.00	0.14%
	-	41,090.50	306,010.00	1,320,000.00	1,013,990.00	23.18%
FUND TOTAL	<u>\$ -</u>	<u>\$ 41,090.50</u>	<u>\$ 306,755.00</u>	<u>\$ 1,846,242.00</u>	<u>\$ 1,539,487.00</u>	<u>16.62%</u>
<b>2006 BOND ELECTION-TRANSPORTATION (47700)</b>						
Non-Departmental Transportation	-	-	1,786.40	10,000.00	8,213.60	17.86%
	246,033.50	2,885,606.78	4,357,125.17	16,104,681.00	11,747,555.83	27.06%
FUND TOTAL	<u>\$ 246,033.50</u>	<u>\$ 2,885,606.78</u>	<u>\$ 4,358,911.57</u>	<u>\$ 16,114,681.00</u>	<u>\$ 11,755,769.43</u>	<u>27.05%</u>
<b>2021 BOND ELECTION-TRANSPORTATION (47800)</b>						
Non-Departmental Transportation	-	-	410.00	3,510,000.00	3,509,590.00	0.01%
	817,212.00	37,115,355.98	41,832,149.52	225,397,531.00	183,565,381.48	18.56%
FUND TOTAL	<u>\$ 817,212.00</u>	<u>\$ 37,115,355.98</u>	<u>\$ 41,832,559.52</u>	<u>\$ 228,907,531.00</u>	<u>\$ 187,074,971.48</u>	<u>18.27%</u>
<b>RESOURCE CONNECTION (51100)</b>						
Non-Departmental Resource Connection	381,576.89	-	381,576.89	1,365,782.00	984,205.11	27.94%
	285,316.50	415,943.58	3,216,333.85	4,068,978.00	852,644.15	79.05%
FUND TOTAL	<u>\$ 666,893.39</u>	<u>\$ 415,943.58</u>	<u>\$ 3,597,910.74</u>	<u>\$ 5,434,760.00</u>	<u>\$ 1,836,849.26</u>	<u>66.20%</u>
<b>OIL &amp; GAS ROYALTY (51200)</b>						
Resource Connection	-	-	-	1,783,762.00	1,783,762.00	0.00%
FUND TOTAL	<u>\$ -</u>	<u>\$ -</u>	<u>\$ -</u>	<u>\$ 1,783,762.00</u>	<u>\$ 1,783,762.00</u>	<u>0.00%</u>
<b>SELF INSURANCE (61500)</b>						
Self Insurance	59,964.08	338,504.92	774,789.27	12,148,361.00	11,373,571.73	6.38%
FUND TOTAL	<u>\$ 59,964.08</u>	<u>\$ 338,504.92</u>	<u>\$ 774,789.27</u>	<u>\$ 12,148,361.00</u>	<u>\$ 11,373,571.73</u>	<u>6.38%</u>
<b>WORKERS COMPENSATION/ SELF INSURANCE (61900)</b>						
Self Insurance	279,281.15	18,475.50	3,112,439.25	8,997,423.00	5,884,983.75	34.59%
FUND TOTAL	<u>\$ 279,281.15</u>	<u>\$ 18,475.50</u>	<u>\$ 3,112,439.25</u>	<u>\$ 8,997,423.00</u>	<u>\$ 5,884,983.75</u>	<u>34.59%</u>
<b>COUNTY CLERK PROFESSIONAL LIABILITY (62100)</b>						
County Clerk	-	-	-	732,561.00	732,561.00	0.00%
FUND TOTAL	<u>\$ -</u>	<u>\$ -</u>	<u>\$ -</u>	<u>\$ 732,561.00</u>	<u>\$ 732,561.00</u>	<u>0.00%</u>
<b>DISTRICT CLERK PROFESSIONAL LIABILITY (62200)</b>						
District Clerk	2,400.00	40,162.82	200,000.00	558,483.00	358,483.00	35.81%
FUND TOTAL	<u>\$ 2,400.00</u>	<u>\$ 40,162.82</u>	<u>\$ 200,000.00</u>	<u>\$ 558,483.00</u>	<u>\$ 358,483.00</u>	<u>35.81%</u>

**TARRANT COUNTY, TEXAS  
BUDGET REPORT  
FOR THE ELEVEN (11) MONTHS ENDED 8/31/2023**

	CURRENT MONTH EXPENDITURES	ENCUMBRANCES AND COMMITMENTS	TOTAL EXPENDITURES & COMMITMENTS	TOTAL BUDGET	UNEXPENDED BUDGET	% BUDGET USED
<b>EMPLOYEE GROUP INSURANCE- MEDICAL (65100)</b>						
Non-Departmental	57,863.49	115,630.99	694,046.39	23,908,000.00	23,213,953.61	2.90%
Self Insurance	7,341,280.17	-	82,199,964.99	98,262,809.00	16,062,844.01	83.65%
<b>FUND TOTAL</b>	<b><u>\$ 7,399,143.66</u></b>	<b><u>\$ 115,630.99</u></b>	<b><u>\$ 82,894,011.38</u></b>	<b><u>\$ 122,170,809.00</u></b>	<b><u>\$ 39,276,797.62</u></b>	<b><u>67.85%</u></b>
<b>AMERICAN RESCUE PLAN ACT (CARPA)</b>						
Prepare for the Future	3,848,513.61	25,294,676.75	54,349,445.02	103,048,740.00	48,699,294.98	52.74%
Improve Public Health & Wellness	449,409.05	6,183,741.07	25,611,291.69	35,499,893.00	9,888,601.31	72.14%
Revitalize the Economy	662,090.67	3,532,929.09	6,041,000.00	30,888,077.00	24,847,077.00	19.56%
Strengthen the Community	5,856,647.95	21,223,059.36	29,229,859.28	48,841,423.00	19,611,563.72	59.85%
<b>FUND TOTAL</b>	<b><u>\$ 10,816,661.28</u></b>	<b><u>\$ 56,234,406.27</u></b>	<b><u>\$ 115,231,595.99</u></b>	<b><u>\$ 218,278,133.00</u></b>	<b><u>\$ 103,046,537.01</u></b>	<b><u>52.79%</u></b>
<b>CRIMINAL DISTRICT ATTORNEY RESTITUTION COLLECTION FEE (D6200)</b>						
District Attorney	-	119.00	4,580.50	15,149.00	10,568.50	30.24%
<b>FUND TOTAL</b>	<b><u>\$ -</u></b>	<b><u>\$ 119.00</u></b>	<b><u>\$ 4,580.50</u></b>	<b><u>\$ 15,149.00</u></b>	<b><u>\$ 10,568.50</u></b>	<b><u>30.24%</u></b>
<b>CRIMINAL DISTRICT ATTORNEY STATE FORFEITURE (D8700)</b>						
Criminal District Attorney	7,451.82	94,245.32	514,785.47	1,136,996.00	622,210.53	45.28%
<b>FUND TOTAL</b>	<b><u>\$ 7,451.82</u></b>	<b><u>\$ 94,245.32</u></b>	<b><u>\$ 514,785.47</u></b>	<b><u>\$ 1,136,996.00</u></b>	<b><u>\$ 622,210.53</u></b>	<b><u>45.28%</u></b>
<b>CRIMINAL DISTRICT ATTORNEY FEDERAL FORFEITURE JUSTICE FUNDS (D8800)</b>						
Criminal District Attorney	-	-	24,710.97	94,588.00	69,877.03	26.12%
<b>FUND TOTAL</b>	<b><u>\$ -</u></b>	<b><u>\$ -</u></b>	<b><u>\$ 24,710.97</u></b>	<b><u>\$ 94,588.00</u></b>	<b><u>\$ 69,877.03</u></b>	<b><u>26.12%</u></b>
<b>8TH ADMIN JUDICIAL REGION (G1100)</b>						
8TH Admin Judicial Region	11,356.76	-	119,958.73	139,709.00	19,750.27	85.86%
<b>FUND TOTAL</b>	<b><u>\$ 11,356.76</u></b>	<b><u>\$ -</u></b>	<b><u>\$ 119,958.73</u></b>	<b><u>\$ 139,709.00</u></b>	<b><u>\$ 19,750.27</u></b>	<b><u>85.86%</u></b>
<b>SHERIFF'S INMATE COMMISSARY (S8700)</b>						
Sheriff - Confinement	389,244.82	33,000.76	3,441,090.81	6,195,073.00	2,753,982.19	55.55%
<b>FUND TOTAL</b>	<b><u>\$ 389,244.82</u></b>	<b><u>\$ 33,000.76</u></b>	<b><u>\$ 3,441,090.81</u></b>	<b><u>\$ 6,195,073.00</u></b>	<b><u>\$ 2,753,982.19</u></b>	<b><u>55.55%</u></b>
<b>COMBINED NARCOTICS ENFORCEMENT TEAM (S9300)</b>						
Sheriff	27,960.59	210,266.46	496,390.52	610,000.00	113,609.48	81.38%
<b>FUND TOTAL</b>	<b><u>\$ 27,960.59</u></b>	<b><u>\$ 210,266.46</u></b>	<b><u>\$ 496,390.52</u></b>	<b><u>\$ 610,000.00</u></b>	<b><u>\$ 113,609.48</u></b>	<b><u>81.38%</u></b>
<b>SHERIFF FEDERAL FORFEITURE-TREASURY (S9500)</b>						
Sheriff	-	18,523.01	110,290.39	111,100.00	809.61	99.27%
<b>FUND TOTAL</b>	<b><u>\$ -</u></b>	<b><u>\$ 18,523.01</u></b>	<b><u>\$ 110,290.39</u></b>	<b><u>\$ 111,100.00</u></b>	<b><u>\$ 809.61</u></b>	<b><u>99.27%</u></b>

**TARRANT COUNTY, TEXAS  
BUDGET REPORT  
FOR THE ELEVEN (11) MONTHS ENDED 8/31/2023**

	CURRENT MONTH EXPENDITURES	ENCUMBRANCES AND COMMITMENTS	TOTAL EXPENDITURES & COMMITMENTS	TOTAL BUDGET	UNEXPENDED BUDGET	% BUDGET USED
<b>SHERIFF DRUG FORFEITURE-NON DEA (\$9600)</b>						
Sheriff	2,088.00	-	29,520.35	227,609.00	198,088.65	12.97%
FUND TOTAL	<u>\$ 2,088.00</u>	<u>\$ -</u>	<u>\$ 29,520.35</u>	<u>\$ 227,609.00</u>	<u>\$ 198,088.65</u>	<u>12.97%</u>
<b>SHERIFF FEDERAL FORFEITURE-JUSTICE (\$9700)</b>						
Sheriff	629.98	421.85	3,848.91	198,206.00	194,357.09	1.94%
FUND TOTAL	<u>\$ 629.98</u>	<u>\$ 421.85</u>	<u>\$ 3,848.91</u>	<u>\$ 198,206.00</u>	<u>\$ 194,357.09</u>	<u>1.94%</u>
<b>PUBLIC HEALTH (T0400)</b>						
<b>T0400-2023 Public Health</b>						
Buildings	10,851.70	124.00	118,253.34	369,205.00	250,951.66	32.03%
Public Health	1,524,418.95	352,205.24	13,878,070.36	20,906,954.00	7,028,883.64	66.38%
<b>T0410-2023 Public Health - Cash Match</b>						
Public Health	48,066.41	15,740.00	412,103.71	700,000.00	287,896.29	58.87%
<b>T0420-2023 Public Health-Operating Subsidy</b>						
Public Health	10,290.34	4,120.25	635,992.72	1,533,000.00	897,007.28	41.49%
<b>T0450-2023 Public Health 1115 Wavier</b>						
Non-Departmental	-	-	-	29,461,093.00	29,461,093.00	0.00%
Public Health	205,359.69	26,803.89	5,178,997.60	6,705,761.00	1,526,763.40	77.23%
FUND TOTAL	<u>\$ 1,798,987.09</u>	<u>\$ 398,993.38</u>	<u>\$ 20,223,417.73</u>	<u>\$ 59,676,013.00</u>	<u>\$ 39,452,595.27</u>	<u>33.89%</u>
<b>SECTION 125 FORFEITURES (T0500)</b>						
Self Insurance	20,890.25	54,918.48	339,989.85	1,498,674.00	1,158,684.15	22.69%
FUND TOTAL	<u>\$ 20,890.25</u>	<u>\$ 54,918.48</u>	<u>\$ 339,989.85</u>	<u>\$ 1,498,674.00</u>	<u>\$ 1,158,684.15</u>	<u>22.69%</u>
<b>CHILDREN'S HOME FUND (T0600)</b>						
Juvenile Services	36.97	95.84	211.84	71,407.00	71,195.16	0.30%
FUND TOTAL	<u>\$ 36.97</u>	<u>\$ 95.84</u>	<u>\$ 211.84</u>	<u>\$ 71,407.00</u>	<u>\$ 71,195.16</u>	<u>0.30%</u>
<b>BAIL BOND BOARD (T0700)</b>						
Non-Departmental	445.00	-	5,235.00	10,730.00	5,495.00	48.79%
FUND TOTAL	<u>\$ 445.00</u>	<u>\$ -</u>	<u>\$ 5,235.00</u>	<u>\$ 10,730.00</u>	<u>\$ 5,495.00</u>	<u>48.79%</u>
<b>TDRPS - TITLE IVE (T0800)</b>						
Child Protective Services	4,441.24	311.00	56,154.43	120,454.00	64,299.57	46.62%
FUND TOTAL	<u>\$ 4,441.24</u>	<u>\$ 311.00</u>	<u>\$ 56,154.43</u>	<u>\$ 120,454.00</u>	<u>\$ 64,299.57</u>	<u>46.62%</u>
<b>CONSTABLE FORFEITURE (T0900)</b>						
Constable Precinct 7	-	-	824.64	20,124.00	19,299.36	4.10%
FUND TOTAL	<u>\$ -</u>	<u>\$ -</u>	<u>\$ 824.64</u>	<u>\$ 20,124.00</u>	<u>\$ 19,299.36</u>	<u>4.10%</u>
<b>JUVENILE PROBATION DISTRICT (T1000)</b>						
Juvenile Services	1,258.79	325.08	13,816.75	246,839.00	233,022.25	5.60%
FUND TOTAL	<u>\$ 1,258.79</u>	<u>\$ 325.08</u>	<u>\$ 13,816.75</u>	<u>\$ 246,839.00</u>	<u>\$ 233,022.25</u>	<u>5.60%</u>

**TARRANT COUNTY, TEXAS  
BUDGET REPORT  
FOR THE ELEVEN (11) MONTHS ENDED 8/31/2023**

	<u>CURRENT MONTH EXPENDITURES</u>	<u>ENCUMBRANCES AND COMMITMENTS</u>	<u>TOTAL EXPENDITURES &amp; COMMITMENTS</u>	<u>TOTAL BUDGET</u>	<u>UNEXPENDED BUDGET</u>	<u>% BUDGET USED</u>
<b>UNCLAIMED JUVENILE RESTITUTION (T1100)</b>						
Juvenile Services	-	-	115.67	11,618.00	11,502.33	1.00%
FUND TOTAL	<u>\$ -</u>	<u>\$ -</u>	<u>\$ 115.67</u>	<u>\$ 11,618.00</u>	<u>\$ 11,502.33</u>	<u>1.00%</u>
<b>DEFERRED PROSECUTION PROGRAM (T1300)</b>						
Criminal District Attorney	1,347.70	195.89	18,577.42	19,040.00	462.58	97.57%
FUND TOTAL	<u>\$ 1,347.70</u>	<u>\$ 195.89</u>	<u>\$ 18,577.42</u>	<u>\$ 19,040.00</u>	<u>\$ 462.58</u>	<u>97.57%</u>
<b>HISTORICAL COMMISSION (T2000)</b>						
Historical Commission	-	-	27.44	4,382.00	4,354.56	0.63%
FUND TOTAL	<u>\$ -</u>	<u>\$ -</u>	<u>\$ 27.44</u>	<u>\$ 4,382.00</u>	<u>\$ 4,354.56</u>	<u>0.63%</u>
<b>HISTORICAL COMMISSION ARCHIVES (T2100)</b>						
Historical Commission	269.00	-	796.65	18,858.00	18,061.35	4.22%
FUND TOTAL	<u>\$ 269.00</u>	<u>\$ -</u>	<u>\$ 796.65</u>	<u>\$ 18,858.00</u>	<u>\$ 18,061.35</u>	<u>4.22%</u>
<b>CEMETERY FUND (T2300)</b>						
Historical Commission	-	-	-	42,010.00	42,010.00	0.00%
FUND TOTAL	<u>\$ -</u>	<u>\$ -</u>	<u>\$ -</u>	<u>\$ 42,010.00</u>	<u>\$ 42,010.00</u>	<u>0.00%</u>
<b>UNCLAIMED ELECTRIC COOP CREDITS (T2600)</b>						
Non-Departmental	-	-	125,000.00	1,916,692.00	1,791,692.00	6.52%
FUND TOTAL	<u>\$ -</u>	<u>\$ -</u>	<u>\$ 125,000.00</u>	<u>\$ 1,916,692.00</u>	<u>\$ 1,791,692.00</u>	<u>6.52%</u>
<b>FIRE MARSHAL CODE (T2900)</b>						
Fire Marshal	615.40	345.60	22,865.20	646,189.00	623,323.80	3.54%
FUND TOTAL	<u>\$ 615.40</u>	<u>\$ 345.60</u>	<u>\$ 22,865.20</u>	<u>\$ 646,189.00</u>	<u>\$ 623,323.80</u>	<u>3.54%</u>
<b>DISTRICT ATTORNEY JPS CONTRACT (T3000)</b>						
Criminal District Attorney	57,969.35	-	600,644.54	677,804.00	77,159.46	88.62%
FUND TOTAL	<u>\$ 57,969.35</u>	<u>\$ -</u>	<u>\$ 600,644.54</u>	<u>\$ 677,804.00</u>	<u>\$ 77,159.46</u>	<u>88.62%</u>
<b>EMERGENCY SERVICES DISTRICT (T3100)</b>						
Fire Marshal	7,540.50	-	77,990.93	86,100.00	8,109.07	90.58%
FUND TOTAL	<u>\$ 7,540.50</u>	<u>\$ -</u>	<u>\$ 77,990.93</u>	<u>\$ 86,100.00</u>	<u>\$ 8,109.07</u>	<u>90.58%</u>
<b>CSCD BOND SUPERVISION UNIT (T3300)</b>						
Community Supervision	453,707.16	74,740.13	4,730,550.80	5,475,000.00	744,449.20	86.40%
FUND TOTAL	<u>\$ 453,707.16</u>	<u>\$ 74,740.13</u>	<u>\$ 4,730,550.80</u>	<u>\$ 5,475,000.00</u>	<u>\$ 744,449.20</u>	<u>86.40%</u>
<b>CRIMINAL COURTS DRUG PROGRAM (T3400)</b>						
Criminal Court Administration	428.91	6,887.50	26,855.58	46,178.00	19,322.42	58.16%
FUND TOTAL	<u>\$ 428.91</u>	<u>\$ 6,887.50</u>	<u>\$ 26,855.58</u>	<u>\$ 46,178.00</u>	<u>\$ 19,322.42</u>	<u>58.16%</u>

**TARRANT COUNTY, TEXAS  
BUDGET REPORT  
FOR THE ELEVEN (11) MONTHS ENDED 8/31/2023**

	<u>CURRENT MONTH EXPENDITURES</u>	<u>ENCUMBRANCES AND COMMITMENTS</u>	<u>TOTAL EXPENDITURES &amp; COMMITMENTS</u>	<u>TOTAL BUDGET</u>	<u>UNEXPENDED BUDGET</u>	<u>% BUDGET USED</u>
<b>MEDICAL EXAMINER CONFERENCE (T3700)</b>						
Medical Examiner	-	-	1,119.05	26,274.00	25,154.95	4.26%
FUND TOTAL	<u>\$ -</u>	<u>\$ -</u>	<u>\$ 1,119.05</u>	<u>\$ 26,274.00</u>	<u>\$ 25,154.95</u>	<u>4.26%</u>
<b>PMC INSURED - 340B (T4100)</b>						
Public Health	1,195,587.29	1,159,586.91	13,484,451.82	22,074,353.00	8,589,901.18	61.09%
FUND TOTAL	<u>\$ 1,195,587.29</u>	<u>\$ 1,159,586.91</u>	<u>\$ 13,484,451.82</u>	<u>\$ 22,074,353.00</u>	<u>\$ 8,589,901.18</u>	<u>61.09%</u>
<b>MISCELLANEOUS DONATIONS - JUVENILE PROBATION (T5200)</b>						
Juvenile Services	521.35	354.43	6,780.91	22,677.00	15,896.09	29.90%
FUND TOTAL	<u>\$ 521.35</u>	<u>\$ 354.43</u>	<u>\$ 6,780.91</u>	<u>\$ 22,677.00</u>	<u>\$ 15,896.09</u>	<u>29.90%</u>
<b>DONATIONS EMERGENCY MANAGEMENT (T5350)</b>						
County Administrator	-	-	-	7,440.00	7,440.00	0.00%
FUND TOTAL	<u>\$ -</u>	<u>\$ -</u>	<u>\$ -</u>	<u>\$ 7,440.00</u>	<u>\$ 7,440.00</u>	<u>0.00%</u>
<b>MISCELLANEOUS DONATIONS - HUMAN SERVICES (T5600)</b>						
Human Services	6,195.01	-	35,743.08	44,819.00	9,075.92	79.75%
FUND TOTAL	<u>\$ 6,195.01</u>	<u>\$ -</u>	<u>\$ 35,743.08</u>	<u>\$ 44,819.00</u>	<u>\$ 9,075.92</u>	<u>79.75%</u>
<b>MISCELLANEOUS DONATIONS - HUMAN SERVICES-RELIANT (T5640)</b>						
Human Services	3,816.40	-	12,697.58	30,939.00	18,241.42	41.04%
FUND TOTAL	<u>\$ 3,816.40</u>	<u>\$ -</u>	<u>\$ 12,697.58</u>	<u>\$ 30,939.00</u>	<u>\$ 18,241.42</u>	<u>41.04%</u>
<b>MISCELLANEOUS DONATIONS - HUMAN SERVICES-CIRRO (T5642)</b>						
Human Services	165.99	-	1,051.77	1,053.00	1.23	99.88%
FUND TOTAL	<u>\$ 165.99</u>	<u>\$ -</u>	<u>\$ 1,051.77</u>	<u>\$ 1,053.00</u>	<u>\$ 1.23</u>	<u>99.88%</u>
<b>MISCELLANEOUS DONATIONS - HUMAN SERVICES-DIRECT ENERGY (T5646)</b>						
Human Services	1,555.07	-	2,314.93	10,000.00	7,685.07	23.15%
FUND TOTAL	<u>\$ 1,555.07</u>	<u>\$ -</u>	<u>\$ 2,314.93</u>	<u>\$ 10,000.00</u>	<u>\$ 7,685.07</u>	<u>23.15%</u>
<b>MISCELLANEOUS DONATIONS - CPS (T5700)</b>						
Child Protective Services	-	-	8,678.23	50,160.00	41,481.77	17.30%
FUND TOTAL	<u>\$ -</u>	<u>\$ -</u>	<u>\$ 8,678.23</u>	<u>\$ 50,160.00</u>	<u>\$ 41,481.77</u>	<u>17.30%</u>

**TARRANT COUNTY, TEXAS  
BUDGET REPORT  
FOR THE ELEVEN (11) MONTHS ENDED 8/31/2023**

	<u>CURRENT MONTH EXPENDITURES</u>	<u>ENCUMBRANCES AND COMMITMENTS</u>	<u>TOTAL EXPENDITURES &amp; COMMITMENTS</u>	<u>TOTAL BUDGET</u>	<u>UNEXPENDED BUDGET</u>	<u>% BUDGET USED</u>
<b>MISCELLANEOUS DONATIONS - HEALTH DEPT (T5800)</b>						
Public Health	-	-	-	31,402.00	31,402.00	0.00%
FUND TOTAL	<u>\$ -</u>	<u>\$ -</u>	<u>\$ -</u>	<u>\$ 31,402.00</u>	<u>\$ 31,402.00</u>	<u>0.00%</u>
<b>MISCELLANEOUS DONATIONS - VETERAN COURT PROGRAM (T5960)</b>						
Veterans Diversion Court	-	-	1,132.50	13,727.00	12,594.50	8.25%
FUND TOTAL	<u>\$ -</u>	<u>\$ -</u>	<u>\$ 1,132.50</u>	<u>\$ 13,727.00</u>	<u>\$ 12,594.50</u>	<u>8.25%</u>
<b>MISCELLANEOUS DONATIONS - FAMILY COURT SERVICES (T6000)</b>						
Domestic Relations	-	-	-	6,902.00	6,902.00	0.00%
FUND TOTAL	<u>\$ -</u>	<u>\$ -</u>	<u>\$ -</u>	<u>\$ 6,902.00</u>	<u>\$ 6,902.00</u>	<u>0.00%</u>
<b>MISCELLANEOUS DONATIONS - CRCG (T6100)</b>						
Public Assistance	-	-	21,488.40	43,076.00	21,587.60	49.88%
FUND TOTAL	<u>\$ -</u>	<u>\$ -</u>	<u>\$ 21,488.40</u>	<u>\$ 43,076.00</u>	<u>\$ 21,587.60</u>	<u>49.88%</u>
<b>MISCELLANEOUS DONATIONS - PEACE OFFICER MEMORIAL (T6200)</b>						
Buildings	-	-	-	100,021.00	100,021.00	0.00%
FUND TOTAL	<u>\$ -</u>	<u>\$ -</u>	<u>\$ -</u>	<u>\$ 100,021.00</u>	<u>\$ 100,021.00</u>	<u>0.00%</u>
<b>ATTF RENTAL ASSOC DONATION (T6500)</b>						
Sheriff	-	-	-	280.00	280.00	0.00%
FUND TOTAL	<u>\$ -</u>	<u>\$ -</u>	<u>\$ -</u>	<u>\$ 280.00</u>	<u>\$ 280.00</u>	<u>0.00%</u>
<b>SHERIFF'S EMPLOYEE RECOGNITION AND AWARD (T7000)</b>						
Sheriff	-	-	-	1,456.00	1,456.00	0.00%
FUND TOTAL	<u>\$ -</u>	<u>\$ -</u>	<u>\$ -</u>	<u>\$ 1,456.00</u>	<u>\$ 1,456.00</u>	<u>0.00%</u>
<b>CONTRACT ELECTIONS (T7100)</b>						
Elections Administration	106,443.56	88,121.56	1,587,361.20	2,273,885.00	686,523.80	69.81%
FUND TOTAL	<u>\$ 106,443.56</u>	<u>\$ 88,121.56</u>	<u>\$ 1,587,361.20</u>	<u>\$ 2,273,885.00</u>	<u>\$ 686,523.80</u>	<u>69.81%</u>
<b>ELECTIONS CHAPTER 19 (T7300)</b>						
Elections Administration	3,473.20	-	122,133.02	522,541.00	400,407.98	23.37%
FUND TOTAL	<u>\$ 3,473.20</u>	<u>\$ -</u>	<u>\$ 122,133.02</u>	<u>\$ 522,541.00</u>	<u>\$ 400,407.98</u>	<u>23.37%</u>
<b>OPIOID EPIDEMIC SETTLEMENT (T8500)</b>						
Non-Departmental	-	-	-	521,816.00	521,816.00	0.00%
FUND TOTAL	<u>\$ -</u>	<u>\$ -</u>	<u>\$ -</u>	<u>\$ 521,816.00</u>	<u>\$ 521,816.00</u>	<u>0.00%</u>